



WEEK 2

Los Angeles Rams (0-1) vs. Seattle Seahawks(1-0)

Sunday, September 18, 2016 • Los Angeles Memorial Stadium • 1:08 p.m. PST



2016 SCHEDULE

REGULAR SEASON 0-1

| | | | |
|-----------------|---------------------------------|------------------|------------------|
| Sept. 12 | at San Francisco (Mon) | 7:20 p.m. | L, 28-0 |
| Sept. 18 | Seattle | 1:05 p.m. | FOX |
| Sept. 25 | at Tampa Bay | 1:05 p.m. | FOX |
| Oct. 2 | at Arizona | 1:25 p.m. | FOX |
| Oct. 9 | Buffalo | 1:25 p.m. | CBS |
| Oct. 16 | at Detroit | 10:00 a.m. | FOX |
| Oct. 23 | New York Giants (London) | 6:30 a.m. | NFLN |
| BYE WEEK | | | |
| Nov. 6 | Carolina | 1:05 p.m. | FOX |
| Nov. 13 | at New York Jets | 10:00 a.m. | FOX |
| Nov. 20 | Miami | 1:05 p.m. | FOX |
| Nov. 27 | at New Orleans | 10:00 a.m. | FOX |
| Dec. 4 | at New England | 10:00 a.m. | FOX |
| Dec. 11 | Atlanta | 1:25 p.m. | FOX |
| Dec. 15 | at Seattle (Thur) | 5:25 p.m. | NBC/NFLN/Twitter |
| Dec. 24 | San Francisco (Sat) | 1:25 p.m. | FOX |
| Jan. 1 | Arizona | 1:25 p.m. | FOX |

RAMS COMMUNICATIONS PORTAL

Visit the Rams Media Information Portal

For weekly releases, media guide, access to the Rams media credential system, and other pertinent media information at

www.TheRams.com/MediaInfo

MEDIA AVAILABILITY

| | |
|-------------------------|---|
| Tues., Sept. 13 | Coach Fisher Press Conference 5:00 p.m. |
| Wed., Sept. 14 | Practice 4:00-5:00 p.m. Coach Fisher available on field QB Case Keenum available Open locker room 5:00-5:45 p.m. |
| Thurs., Sept. 15 | Practice 2:40-4:30 p.m. Coach Fisher available on field RB Todd Gurley available OC Rob Boras available Open locker room 4:30-5:15 p.m. |
| Fri., Sept 16 | Practice 11:30-1:00 p.m. Coach Fisher available on field DC Gregg Williams available Open locker room 1:00-1:45 p.m. |
| Sat., Sept. 17 | No Availability |
| Sun., Sept. 18 | Los Angeles Rams vs. Seattle Seahawks 1:08 p.m. PST, Los Angeles Memorial Coliseum |

RAMdom FACT

Los Angeles has a regular-season record of 142-75-8 all-time as the home team at the Coliseum.

LOS ANGELES OPENS 2016 HOME SLATE AGAINST SEATTLE



Los Angeles - The Rams return to the Los Angeles Memorial Stadium, a place they called home for 34 seasons, to square off against the Seattle Seahawks.

The Coliseum has proved to be friend to the Rams, who have posted a 142-75-8 (.648) record at the site. The Rams look to capture their first win of the season coming off a Monday Night Football loss at the hands of the San Francisco 49ers.

The Rams efforts fell short as they were defeated 28-0 by the 49ers. Los Angeles WR **Kenny Britt** led the offensive charge, recording 67 yards on four catches (16.8 avg.).

A season ago, the Rams swept the season series with Seahawks, earning a 34-31 Week 1 overtime victory at home and downed Seattle 23-17 in a Week 16 match-up in Seattle.

Los Angeles trails Seattle in the all-time series 21-15, in a match-up dating back to the 1976 season.

Rams Head Coach **Jeff Fisher** is 4-4 against the Seahawks in his first four seasons leading the Rams organization.

RAMS PUBLIC RELATIONS

| | |
|----------------|---|
| ARTIS TWYMAN: | Senior Director, Communications ATwyman@Rams.NFL.com |
| JULIA FARON: | Manager, Media Relations JFaron@Rams.NFL.com |
| TIFFANY WHITE: | Communications Coordinator TWhite@Rams.NFL.com |
| TRAVIS LANGER: | Media Information Coordinator TLanger@Rams.NFL.com |
| JOANNA HUNTER: | Corporate Communications JHunter@Rams.NFL.com |

BROADCAST INFORMATION



TELEVISION:

FOX Ch. 11
Play-By-Play: Joe Buck
Color Analysts: Troy Aikman
Sideline Reporters: Erin Andrews



RAMS RADIO:

ESPN 710 AM, 100.3 The Sound FM
Play-By-Play: J.B. Long
Color Analyst: Maurice Jones Drew
Sideline Reporter: D'Marco Farr



SPANISH RADIO:

ESPN Deportes, 1330 AM
Announcers: Mario Solis & Troy Santiago



NATIONAL RADIO:

Sports USA
Play-By-Play: Larry Kahn
Color Analysts: John Robinson
Sideline Reporters: Troy West



WEEK 2: LOS ANGELES RAMS VS. SEATTLE SEAHAWKS



NOTABLE CONNECTIONS

Former Rams:

- Seahawks Assistant Secondary/Safeties Coach **Andre Curtis** coached the Rams' secondary from 2009-11.
- Seahawks VP of Communications and Broadcasting **Dave Pearson** worked for the L.A. Rams as assistant PR director from 1992-93.
- Seahawks Assistant Strength & Conditioning Coach **Jamie Yanchar** held the same position with the Rams on a volunteer basis from 1993-95.
- Seahawks Coaching Assistant **Nick Sorensen** played for the Rams from 2001-02.
- Seahawks Assistant DBs Coach **Ricky Manning Jr.** played cornerback for the Rams in 2008

Former Seahawks:

- Rams Senior Director of Communications **Artis Twyman** was a public relations assistant for the Seahawks from 2001-03.

Washington Ties:

- Rams P **Johnny Hekker** is a native of Bothel, Wash.
- Rams Assistant Strength & Conditioning Coach **J. Aggaboa** is a Washington State graduate.

Southern California Ties:

- Seahawks head coach **Pete Carroll** returns to the Coliseum, where he coached the Trojans of USC from 2001-2009, producing National Championships in 2003 & 2004.
- Seahawks Assistant DBs Coach **Ricky Manning Jr.** is a native of Fresno, Calif., and played collegiately at UCLA.
- Seahawks Assistant LBs Coach **Lofa Tatupu** is a native of San Diego, Calif., and played linebacker under Head Coach Pete Carroll at USC from 2002-2004.
- Seahawks Coaching Assistant **Heath Farwell** is a native of Fontana, Calif., and played linebacker at San Diego State.
- Seahawks Strength & Conditioning Coach **Chris Carlisle** returns to Los Angeles where he spent nine years as the Strength & Coach at USC.
- Seahawks Assistant Head Coach/Defense **Rocky Seto** returns to the Coliseum where he suited up as a LB for the Trojans in 1997 & 1998. Shortly after his playing days, Seto worked on the Trojan's defensive coaching staff for 11 seasons.
- Seahawks Special Teams Coordinator **Brian Schneider** coached special teams at USC during the 2009 season.
- Seahawks Assistant OL Coach **Pat Ruel** coached five seasons at USC in the same capacity (2005-2009).

Coaching Connections:

- Seahawks RBs Coach **Sherman Smith** held the same position on **Jeff Fisher's** staff in Tennessee from 1995-07.
- Seahawks LBs Coach **Michael Barrow** played for the Oilers/Titans under Rams Head Coach **Jeff Fisher**.
- Rams OL Coach **Paul Boudreau** and Seahawks QB Coach **Carl Smith** worked together with the New Orleans Saints.
- Rams DL Coach **Mike Waufle** and Seahawks Assistant OL Coach **Pat Ruel** were members of the New York Giants coaching staff together.
- Rams S **T.J. McDonald** was recruited to USC by Seahawks Head Coach **Pete Carroll**.
- Rams Quality Control/Defense Coach **Jeff Imamura** coached with Seahawks Offensive Coordinator **Darrell Bevell** for the Minnesota Vikings from 2006-2010.

College Connections:

- Rams WR **Tavon Austin** and Seahawks DE **Bruce Irvin** and G **Mark Glowinski** were teammates at West Virginia.
- Los Angeles DT **Michael Brockers** and Seattle CB **Tharold Simon** were defensive teammates at LSU.
- Seattle LB **Bobby Wagner** and Los Angeles S **Maurice Alexander** toured opposing offenses at Utah State.
- Rams TE **Cory Harkey** and Seahawks FB **Derrick Coleman** and DE **Cassius Marsh** played together at UCLA.
- Los Angeles CB **Trumaine Johnson**, DBs Coach **Brandon Fisher** and Seahawks LB **Brock Coyle** were teammates at Montana.
- Rams S **T.J. McDonald** and Seahawks LB **Mike Morgan** and TE **Anthony McCoy** played together at USC.
- Rams CB **E.J. Gaines** and Seahawks C **Justin Britt** played collegiately at Missouri.
- Rams TE **Tyler Higbee** and Seahawks T **George Fant** played together played together at Western Kentucky.
- Los Angeles WR **Nelson Spruce** and Seahawks WR **Paul Richardson** played together at Colorado.
- Rams LB **Alec Ogletree** and RB **Todd Gurley** and Seahawks DT **Garrison Smith** are all former Georgia Bulldogs.
- Rams TE **Lance Kendricks**, T **Rob Havenstein** and Seahawks QB **Russell Wilson** played together at Wisconsin.
- Rams DE **Eugene Sims** and Seahawks T **J'Marcus Webb** played together at West Texas A&M.



Ricky Manning Jr. vs. Washington 10/12/2008

TALE OF THE TAPE

| Category | 2016 Rams (Rk) | 2016 Seahawks(Rk) |
|----------------------------|----------------|-------------------|
| Points Per Game | 0.0 (32) | 12.0 (28) |
| Total Offense | 185.0 (31) | 352.0(14) |
| Rush Offense | 65.0 (t24) | 112.0 (13) |
| Pass Offense | 120.0 (31) | 240.0 (16) |
| Time Of Possession Average | 27:50 | 34:32 |
| Opponent Points Per Game | 28.0 (24) | 10.0 (4) |
| Total Defense | 320.0 (12) | 214.0 (3) |
| Rush Defense | 150.0 (28) | 64.0 (6) |
| Pass Defense | 170.0 (6) | 150.0 (3) |
| Sacks Made/Yards | 0/0 | 5/36 |
| Interceptions By/Yards | 0/0 | 0/0 |
| Turnover Differential | -5 (20t) | -2 (29t) |
| Punt Return Average | 9.5 (13) | 13.3 (7) |
| Kickoff Return Average | 29.5 (3) | 0.0 (t32) |
| Punt Coverage | 5.5 (10) | 8.0 (t14) |
| Kickoff Coverage | 0.0 (t1) | 28.0 (27) |

BY THE NUMBERS

3
Number of home opening wins Head Coach Jeff Fisher has in his first four seasons with the Rams.

30.67
Average points scored in the Rams home opening wins under Fisher.

147
Number of wins, including playoffs, by the Rams all-time in the Coliseum.

84,966
Average attendance at the Los Angeles Memorial Coliseum for the Rams two preseason contests.





WEEK 2: LOS ANGELES RAMS VS. SEATTLE SEAHAWKS



RAMS PERFORMANCES VS. SEATTLE

| | | | | | |
|---------------------|------|-----------------|------------------|-------------------|-------------|
| DE Robert Quinn | 9 GP | 10.0 sacks | 55 yards lost | 31 total tackles | 12 TFL |
| DT Aaron Donald | 4 GP | 4.0 sacks | 24 yards lost | 24 total tackles | 1 FF |
| CB Trumaine Johnson | 7 GP | 3 interceptions | 26 total tackles | 5 PDs | 1 ST tackle |
| WR/PR Tavon Austin | 5 GP | 8 punt returns | 115 yards | 14.4 yards/return | 1 PR TD |

SERIES HISTORY

| | |
|---------------------------------|-----------------------------------|
| Record vs. Seattle | Seattle, 21-15 |
| Series points | SEA-804, LA-729 |
| Last regular season game | LA, 23-17, 12/27/15 |
| Rams largest winning margin | Week 8, 1976. W, 45-6 |
| Seahawks largest winning margin | Week 1, 2009. L, 28-0 |
| Current series streak | Rams, Two games |
| Rams longest win streak | Four games (1976-1991) |
| Seahawks longest win streak | 10 games (2005-2010) |
| Most points, Rams | 45, Rams 45-6 (Week 8, 1976) |
| Most points, Seahawks | 37, Seahawks 37-31 (Week 5, 2005) |
| | 37, Seahawks 37-13 (Week 3, 2008) |
| Most points, both teams | 71, Rams 37-34 (Week 2, 2000) |
| Fewest points, Rams | 0, Seahawks 28-0 (Week 1, 2009) |
| Fewest points, Seahawks | 0, Rams 24-0 (Week 10, 1979) |
| Fewest points, both teams | 22 - L, 16-6. Week 17, 2011 |

RAMS BIG DAYS VS. SEAHAWKS

CB **Trumaine Johnson** recorded an interception in both contests against the Seattle Seahawks during the 2015 campaign.

Johnson tied for the third-most interceptions in the NFL a season ago with seven, establishing a career-high.



CB Trumaine Johnson

Seahawks QB Russel Wilson threw eight interceptions in 2015, two of which were snared by Johnson.

2016 RAMS LEADERS

| | | | | | | |
|--|----------------|-------------------|---------------------|------------------|---------------|--------------|
| Passing Case Keenum | Comp. 17 | Att. 35 | Yards 130 | TDs 0 | INTs 2 | Rtg. 34.2 |
| Rushing Todd Gurley | Att. 17 | Yards 47 | Avg. 2.8 | Long 10 | TDs 0 | |
| Receptions Tavon Austin Kenny Britt | Rec. 4 4 | Yards 13 67 | Avg. 3.3 16.8 | Long 5 22 | TDs 0 0 | |
| Receiving Yards Kenny Britt | Yards 67 | Rec. 4 | Avg. 16.8 | Long 22 | TDs 0 | |
| Tackles Alec Ogletree | Total 12 | Solo 11 | Asst. 1 | | | |
| Sacks N/A | No. - | Yards - | | | | |
| Interceptions N/A | No. - | Yards - | Avg. - | Long - | TD - | |
| Punting Johnny Hekker | No. 10 | Yards 431 | Avg. 43.1 | Net Avg. 42.0 | In20 4 | Long 54 |
| Punt Returns Tavon Austin | Ret 4 | FC 3 | Yards 38 | Avg. 9.5 | Long 28 | TDs 0 |
| Kickoff Returns Benny Cunningham | Ret. 2 | Yards 59 | Avg. 29.5 | Long 32 | TDs 0 | |

2016 SEAHAWKS LEADERS

| | | | | | | |
|--|-------------|--------------|--------------|------------------|------------|--------------|
| Passing Russel Wilson | Comp. 43 | Att. 27 | Yards 258 | TDs 1 | INTs 1 | Rtg. 77.5 |
| Rushing Christine Michael | Att. 15 | Yards 66 | Avg. 4.4 | Long 12 | TDs 0 | |
| Receptions Doug Baldwin | Rec. 9 | Yards 92 | Avg. 10.2 | Long 22 | TDs 1 | |
| Receiving Yards Doug Baldwin | Yards 92 | Rec. 9 | Avg. 10.2 | Long 22 | TDs 1 | |
| Tackles K.J. Wright | Total 11 | Solo 3 | Asst. 8 | | | |
| Sacks Five Players | No. 1.0 | | | | | |
| Interceptions N/A | No. - | Yards - | Avg. - | Long - | TD - | |
| Punting Jon Ryan | No. 6 | Yards 253 | Avg. 42.2 | Net Avg. 36.8 | In20 2 | Long 50 |
| Punt Returns Tyler Lockett | Ret 3 | FC 3 | Yards 40 | Avg. 13.3 | Long 22 | TDs 0 |
| Kickoff Returns N/A | Ret. - | Yards - | Avg. - | Long - | TDs - | |


UPCOMING MILESTONES

- Rams K **Greg Zuerlein** ranks ninth in franchise history in total points scored with 399 points. If Zuerlein scores 126 points, he will pass former RB **Marshall Faulk** as the fifth-leading scorer in Rams' history. Former K **Jeff Wilkins** holds the Rams all-time scoring record with 1,223 points.
- Rams RB **Todd Gurley** could break into the franchise's top-20 all-time rushers if he amasses over 1,000 yards rushing in his second professional season.
- Rams WR/PR **Tavon Austin** is currently tied for third place in Rams history with three career punt returns for touchdowns - CB LeRoy Irvin and WR Henry Ellard hold the franchise record with four career punt return touchdowns.
- Rams TE **Lance Kendricks** is currently tied for third in franchise history for touchdowns by a tight end with 15. With his next touchdown, Kendricks will tie Billy Traux for the second place and be three touchdowns short of the Ram's franchise record for touchdowns by a tight end, which is held by Damone Johnson who scored 18 in his time as a Ram.





COACHES CORNER



In January of 2012, Owner/Chairman E. Stanley Kroenke hired Jeff Fisher to be the 22nd full-time head coach in franchise history.

The 2015 season featured a breakout performance from RB Todd Gurley who led all rookies in rushing and finished third among all NFL runners in rushing yards (1,106). His rookie campaign led him to the Pro Bowl and earned Associated Press Offensive Rookie of the Year honors. Gurley's production came behind a young offensive line, including PFWA All-Rookie T Rob Havenstein, which consisted of 31 starts from rookies.

Collectively, the defense tied for 10th in the NFL in takeaways, were sixth in third down defense and 11th in sacks, despite injuries to key starters.

The Rams' 2014 defense boasted one of the league's best units over the second half of the season. In the team's last eight games, the Rams ranked fourth in rushing yards per game (84.4), fifth in points allowed per game (16.8) and tied for fourth in sacks (26). They tied for the sixth most takeaways (15) over that time frame as well. The final stretch included a run of 12-consecutive quarters in which St. Louis did not allow a touchdown, including back-to-back shutouts in wins over Oakland and Washington.

The 2013 season was highlighted by the Rams' first top-10 finish against the run since 2001, which continued a trait that has been consistent of Fisher's teams throughout his coaching career. In 20 full seasons as a head coach, Fisher's teams have finished in the top 10 against the run 13 times.

Fisher joined the Rams after spending 16 full seasons as head coach of the Tennessee Titans, 11 as executive vice president. In his tenure with Tennessee, he guided the Titans to six playoff appearances (1999, 2000, 2002, 2003, 2007, 2008), three division titles (2000, 2002, 2008), two AFC Championship games (1999, 2002) and one Super Bowl appearance (XXXIV). From 1999-2010, only three teams had more playoff berths (Indianapolis, Philadelphia and New England). In the 2000s, Fisher totaled 97 victories, the most successful decade in franchise history.

Fisher's teams have featured a stout rushing defense, as well demonstrated the ability to run the ball effectively. His rush defense ranked in the Top 10 in 12 out of 16 seasons with the Titans, a trend that as previously noted, continued in 2013. Fisher's rushing offense finished in the Top 10 eight times during that same time span. Prior to Fisher's arrival in St. Louis, the Rams finished 31st in the NFL in rushing defense. St. Louis ranked 15th in the category in 2012, and RB Zac Stacy rushed for 973 yards in 12 starts, the third-highest rookie total in franchise history.

One of the Titans' most memorable seasons under Fisher was the 1999 campaign, where he led the team to its first AFC Championship and an appearance in Super Bowl XXXIV. The Titans became only the sixth Wild Card team to earn a trip to the Super Bowl since the NFL added the playoff round in 1978. Fisher guided the Titans to a streak of 13 consecutive wins against AFC Central Division opponents dating back to 1998. It marked the longest streak in the history of the Central Division and the third longest in the NFL since the 1970 merger.

Fisher originally joined the Oilers/Titans' coaching staff in 1994, after spending two seasons as the defensive backs coach for the San Francisco 49ers. He was elevated to head coach in November 1994, replacing Jack Pardee, for the final six games of the season. Fisher was instrumental in guiding the transition following the Oilers' move to Tennessee in 1996.

Prior to San Francisco, Fisher reunited with his college coach John Robinson, serving as the Los Angeles Rams' defensive coordinator.

Fisher began his coaching career as an assistant for Buddy Ryan and the Philadelphia Eagles in 1986, coaching the defensive backs for three seasons before becoming the NFL's youngest defensive coordinator in 1988.

A former defensive back at the University of Southern California, Fisher played for Robinson in a star-studded defensive backfield that included future NFL stars Ronnie Lott, Dennis Smith and Joey Browner. Fisher's career college statistics included five interceptions and 108 tackles. The versatile Fisher also served as the Trojans' backup kicker and earned Pac-10 All-Academic honors in 1980.

Originally a seventh-round draft selection of the Chicago Bears in 1981, Fisher appeared in 49 games as a defensive back and return specialist in five NFL seasons. He earned a Super Bowl ring following Chicago's 1985 Super Bowl season, despite spending the year on injured reserve with an ankle injury that prematurely ended his playing career. During that season, Fisher began his post-playing career by assisting Ryan as an "unofficial" coach as the Bears ultimately defeated the New England Patriots in Super Bowl XX.

He left Chicago in 1985 holding a number of team records including: number of punt return yards for a season with 509 yards in 1981, number of punt returns in a season with 58 in 1984, and number of punt returns in one game with eight on Dec. 16, 1984, at Detroit. He also recorded the longest punt return by a Bear in 39 years with an 88-yard return for a touchdown on Sept. 20, 1981, against Tampa Bay.

A native of Southern California, Fisher was a high school All-America wide receiver at Taft High School in Woodland Hills, Calif. Fisher is an avid fisherman and golfer and he also does considerable work off the field.

He also gives back to the NFL, serving on the NFL Competition Committee from 2000-15. We was a co-chairman of the committee from 2001-10. Although he was out of coaching in 2011, Fisher served as an advisor to the Competition Committee, and he officially rejoined the group in 2012 after he was hired by the Rams. The committee is instrumental in guiding the league through rule changes and ways to improve the game.

Named head coach on January 11, 2010, Pete Carroll became the eighth head coach in Seahawks history after one of the most successful runs in USC history in the college ranks.



He brings 22 years of NFL experience and 19 years of collegiate experience to Seattle. Carroll's overall head coaching record is 93-67 in the regular season and 9-6 in the post season in his 10 years of NFL head coaching. In 2015, he became the eighth active head coach and 43rd coach in NFL history with 100 combined wins (regular season and postseason).

In his six seasons as head coach in Seattle, Carroll and General Manager John Schneider constructed the best teams in Seahawks history over the past four seasons with a combined 46-18 record, back-to-back Super Bowl appearances in 2013-14 and 10-plus wins in four consecutive seasons for the first time in franchise history.

Seattle has advanced to the divisional round in five of Carroll's six seasons as coach, winning two NFC Championships and one Super Bowl, while claiming the No. 1 seed in the NFC twice, and third time in franchise history (2005 under Mike Holmgren, 2013-14).

Seattle continued its defensive dominance since 2012 as it led the NFL in scoring defense for the fourth-consecutive season (2012-15), becoming the first defense in the Super Bowl era to accomplish the feat. Cleveland led the league in scoring defense for a record five-straight seasons from 1953-57 in 12-game seasons.

Carroll returned to the NFL after spending nine years (2001-09) as head coach at USC, where he won seven consecutive Pac-10 titles (2002-08), two national championships (2003-04) and led the Trojans to a 97-19 record. He reached a bowl in each of his nine seasons and won seven. His 88 victories from 2001 to 2008 tied Bob Pruett of Marshall for most by a Division I coach in their first eight seasons since 1900 (Penn's George Woodruff - 102). He reached 50 career USC wins faster than any head coach in Trojans history. From 2002-08, his teams appeared in an NCAA-record seven consecutive BCS bowls, recorded at least 11 victories seven times (an NCAA record) and finished ranked in the AP Top 4. USC was the AP's No. 1 team for a national-record 33 straight polls (including two preseason polls) and was ranked in the AP Top 10 for a school-record 63 consecutive games. His teams were ranked in the AP Top 25 for 102 consecutive games, a school record. In 2009, he was named Coach of the Decade by Lindy's.

Also under Carroll, USC was the first school to have three Heisman Trophy winners in a four-year span (Carson Palmer, Matt Leinart, Reggie Bush). He also coached winners of the Walter Camp, Chuck Bednarik, Johnny Unitas, Doak Walker and John Mackey Awards. Carroll produced 34 All-American first-teamers and 53 NFL draft picks (including 14 first rounders, with a No. 1 selection in Carson Palmer and a No. 2 in Reggie Bush). His USC program had the nation's most draftees in 2006, 2008 and 2009.

USC posted a 12-1 record in 2008 and advanced to its fourth-consecutive Rose Bowl, defeating Penn State, 38-24, to become the first team to win three straight Rose Bowls. In the polls, the Trojans finished ranked second by USA Today and third by AP. USC finished first in scoring defense (9.8 ppg, its finest in 41 years), surrendering just 14 touchdowns in 2008.

He began his coaching career at the collegiate level, serving as a graduate assistant at his alma mater, Pacific, for three years (1974-76), working with the wide receivers and secondary. He then spent a season as a graduate assistant working with the secondary at Arkansas (1977) under Lou Holtz as the Razorbacks won the 1978 Orange Bowl, and then a season each as an assistant in charge of the secondary at Iowa State (1978) and at Ohio State (1979). He next spent three seasons (1980-82) as the defensive coordinator and secondary coach at North Carolina State, before returning to Pacific in 1983 as the assistant head coach and offensive coordinator.

Carroll was a two-time (1971-72) All-Pacific Coast Conference free safety at Pacific and earned his bachelor's degree in 1973 in business administration. He received his secondary teaching credential and a master's degree in physical education from Pacific in 1976. He was inducted into the Pacific Athletic Hall of Fame in 1995.

He was a three-sport (football, basketball and baseball) standout at Redwood High in Larkspur, Calif., earning the school's Athlete of the Year award as a senior. He played quarterback, wide receiver and defensive back. He was inducted into the inaugural Redwood High Athletic Hall of Fame in 2009. He then played football at Marin Junior College in Kentfield, Calif., from 1969-70 before transferring to Pacific.

Carroll was born on September 15 in San Francisco. He and his wife, Glenna, who played volleyball at Pacific, have three children, sons Brennan (married to Amber), who played tight end at Delaware and Pittsburgh, Nate, and daughter Jaime (married to Mike), who played on the Women of Troy's volleyball team that competed in the 2000 NCAA Final Four. The couple also has four grandchildren.



PROJECTED STARTERS

OFFENSE

WR Kenny Britt – Led the Rams with 681 receiving yards and finished third on the team with 36 receptions. His average of 18.9 yards per catch was the second highest in the NFL in 2015.

LT Greg Robinson – Second overall pick in 2014 NFL Draft started all 16 games at left tackle. Has an active streak of 26 consecutive starts. Was part of an offensive line that allowed an NFL-low 18 sacks on the season.

LG Cody Wichman – Selected in the sixth round of the 2015 NFL Draft (215th Overall) by the Rams. Appeared in 10 games during his rookie campaign, earning five starts.

C Tim Barnes – Won starting center job during the 2015 training camp and started all 16 games for an offense that finished seventh in the NFL in rushing yards per game. Has started 20 games during four NFL seasons. Originally joined Rams practice squad in 2011 before securing a roster spot.

RG Jamon Brown – First of the Rams' two third-round picks in 2015. Started the first nine games of his rookie season - six at RG then three at LG - before suffering a season-ending injury in Week 10.

RT Rodger Saffold – Seventh-year pro spent most of 2015 on IR. Has started at four different positions in 65 career starts - 36 at LT, 13 at RG, 12 at LG and four at RT.

TE Lance Kendricks – Caught 25 passes for 481 yards and two touchdowns during fifth NFL season (all with Rams). Caught touchdown pass in Week 1 win vs. Seattle.

TE Cory Harkey – Bruising tight end/fullback serves as lead blocker in the run game. Caught five passes for 26 yards and paved the way for RB Todd Gurley to enjoy a Pro Bowl season.

WR Tavon Austin – Scored 10 touchdowns in 2015: five receiving, four rushing and one punt return. Led the Rams with 52 receptions for 473 yards and was second with 434 rushing yards.

QB Case Keenum – Posted 3-2 record in five starts for Rams. Completed 76-of-125 passes for 828 yards with four touchdowns and one interception. Is the NCAA all-time leader in yards, touchdown passes and completions.

RB Todd Gurley – Is one of three Rams rookies to rush for 1,000 yards in a season. Finished third in the NFL in rushing yards (1,106) and led all rookies in the category. Tied for fourth among all players with 10 rushing touchdowns. Earned Pro Bowl honors and received the NFL's 2015 Offensive Rookie of the Year award.

KEY CONTRIBUTORS

RB Benny Cunningham – Finished fourth in NFL in kickoff return average (28.6). Was fourth among Rams with 26 catches and 250 receiving yards this season. Averaged 3.8 yards per carry (37 for 140).

TE Tyler Higbee – A rookie pass-catching tight end out of Western Kentucky. Caught 38 passes for 563 yards and eight touchdowns in his final college season.

WR Pharoh Cooper – Earned first-team All-SEC honors as both a wide receiver and all-purpose back. South Carolina's leading receiver last season with 66 receptions for 973 yards and nine total touchdowns.

DEFENSE

LDE William Hayes – Started in 11 games and finished second on the team with 5.5 sacks highlighted by a 3.0-sack effort in Week 16 at Seattle. Finished second on the team with 41 QB pressures.

LDT Aaron Donald – Voted to his second-consecutive Pro Bowl. Led Rams with 11.0 sacks, highlighted by a 3.0 sack effort in a Week 14 win over Detroit. Recorded a team-best 22 tackles for loss, 49 QB pressures and 29 quarterback hits.

RDT Michael Brockers – Started all 16 games and made 74 (44 solo) tackles. Had 3.0 sacks and 12 tackles for loss on the year. Made a season-high 13 tackles in a Week 1 win over Seattle.

RDE Robert Quinn – Former first-round draft pick entering his sixth season after undergoing offseason surgery. In 2014, led the Rams with 10.5 sacks, his third-consecutive season in double digits in the category, and earned a second-straight Pro Bowl trip.

MLB Alec Ogletree – Led the Rams in tackles his first two seasons. Missed the final 12 games of 2015 to injury. Returns for his fourth season in the league, first season at MLB after playing the previous three at WLB.

LCB Trumaine Johnson – Led team and finished tied for third in the NFL with seven interceptions. Intercepted a pass in four consecutive appearances. Picked off a pass and returned it 58 yards for a touchdown in a Week 14 win over Detroit. Had 12 pass breakups on the season.

MCB Lamarcus Joyner – Had 81 tackles and 2.0 sacks in five starts and 16 appearances. Third-year pro recovered a fumble in Week 3 at Green Bay.

RCB Coty Sensabaugh – Joined the Rams as a free agent during the 2016 offseason after spending the previous four seasons with the Titans. Primarily contributed to the Titans as a slot corner in the nickel package.

WS Mark Barron – Led Rams with 135 tackles last season. Set a career-high 19 tackles in win over Browns and forced two fumbles.

SS T.J. McDonald – A fourth-year pro out of USC, returns to the City of Angeles to call the Coliseum home once again. Started 11 games during the 2015 campaign. Has accumulated 4.0 sacks and 2 INTs in his professional career.

FS Maurice Alexander – Third-year pro started five games. Had 2.0 sacks for 20 yards and 40 tackles. Drafted in the fourth round in 2014.

KEY CONTRIBUTORS

DE Eugene Sims – Seventh-year pro started nine games in 2015 and finished with 45 tackles, tying a career-high. Intercepted his first pass of the season and returned it 42 yards in Week 17 at San Francisco.

FS Cody Davis – Signed with the Rams as an undrafted free agent in 2013. Played in 43 games over three seasons.

RCB E.J. Gaines – Second-year player, started and played in 15 games as a rookie. Led Rams with 14 pass breakups and intercepted two passes while recording 105 total tackles during the 2014 season. Missed the entire 2015 season rehabbing.



RAMS COACHING STAFF NOTES

FISHER'S DNA

Hallmarks of a Fisher-led team include a stout rushing defense, the ability to possess the ball with a strong running game and poise in the midst of adversity.

The 2015 season mirrored this philosophy and featured a breakout performance from RB Todd Gurley who led all rookies in rushing and became just the third rookie in franchise history to rush for over 1,000 yards. His rookie campaign led him to the Pro Bowl and earned *Associated Press* Offensive Rookie of the Year honors. Gurley's production came behind a young offensive line, including PFWA All-Rookie T Rob Havenstein, which consisted of 31 starts from rookies and 17 more from second-year players, 16 of which came from LT Greg Robinson. The unit finished seventh in the NFL in rushing offense and allowed the fewest sacks in the league (18).

Collectively, the defense tied for 10th in the NFL in takeaways, were sixth in third down defense and 11th in sacks, despite injuries to key starters.

Veteran DT Aaron Donald increased his production to 11.0 sacks and earned his second-consecutive Pro Bowl nod in 2015. Following up a stellar inaugural campaign in 2014, culminating in NFL Defensive Rookie of the Year honors, when he led all rookies in sacks (9.0) and finished second among all NFL defensive tackles in the category.



Head Coach Jeff Fisher

HELPING HANDS

Rams Head Coach Jeff Fisher added three new offensive coaches to his staff this offseason:

Mike Groh joins the Rams as the team's passing game coordinator/wide receivers coach after spending the previous three seasons coaching receivers for the Chicago Bears (2013-15). He is the son of Al Groh, a former head coach of the New York Jets and a longtime NFL assistant.



Mike Groh, Wide Receivers / Passing Game Coordinator

Skip Peete is also entering his first season with Los Angeles following a stint with Chicago. He will coach running backs. Peete, a veteran of 18 seasons as an NFL assistant, inherits a group led by Todd Gurley, who earned Pro Bowl honors as a rookie.



Skip Peete, Running Backs Coach

John Lilly was hired to coach tight ends after Rob Boras was promoted to offensive coordinator. This season marks his first as an NFL coach. Before joining the Rams, Lilly coached tight ends at the University of Georgia from 2008-2015. During his eight seasons at UGA, the Bulldogs won 74 games, including five bowl victories and two SEC East titles.



John Lilly, Tight Ends Coach

'COACH EM UP



Offensive Coordinator Rob Boras

Rob Boras enters his first full season as the Rams' offensive coordinator, and fifth season with the club, after assuming the role last season in Week 14.

As the interim offensive coordinator for the final four games of the season, QB Case Keenum led the offense under Boras and the team went on its only three-game win-streak before falling to the 49ers in the season finale in OT.

Keenum played one of the best games of his career against Tampa Bay with Boras as the playcaller. Keenum posted single-game career

highs in completion percentage (82.4) and passer rating (158.0) and threw two touchdown passes and zero interceptions.

Boras originally started the 2015 season with an expanded role as assistant head coach/offense. In addition to leading the tight ends, he was heavily involved in run-game blocking. Boras worked with the offensive line and running backs coaches on developing schemes with their personnel to open up holes for the back field. Their collective efforts helped rookie RB Todd Gurley lead all rookies in rushing and finish third among all NFL runners in rushing yards (1,106).

Boras originally joined the Rams in 2012 as the team's tight ends coach and held that position for three seasons.


2016 COACHING STAFF

| | |
|--|-----------------|
| Head Coach..... | Jeff Fisher |
| Assistant Head Coach..... | Dave McGinnis |
| Offensive Coordinator..... | Rob Boras |
| Special Teams Coordinator..... | John Fassel |
| Defensive Coordinator..... | Gregg Williams |
| Assistant Strength..... | J. Aggabao |
| Offensive Line..... | Paul Boudreau |
| Linebackers..... | Frank Bush |
| Senior Defensive Assistant..... | Chuck Cecil |
| Assistant Offensive Line..... | Andy Dickerson |
| Defensive Backs..... | Brandon Fisher |
| Strength & Conditioning..... | Rock Gullickson |
| Wide Receivers/Passing Game Coordinator..... | Mike Groh |
| Quality Control/Defense..... | Jeff Imamura |
| Tight Ends..... | John Lilly |
| Running Backs..... | Skip Peete |
| Assistant Defensive Line..... | Clyde Simmons |
| Assistant Wide Receivers..... | Kenan Smith |
| Quality Control/Offense..... | Barrett Trotter |
| Defensive Line..... | Mike Waufle |
| Quarterbacks..... | Chris Weinke |
| Defensive Backs..... | Dennard Wilson |



RAMS TEAM NOTES

HOME IS WHERE THE HEART IS



The Los Angeles Rams once again call the Los Angeles Memorial Coliseum home, the original home of the Los Angeles Rams.

The Rams enjoyed a strong homefield advantage in the Coliseum from 1946-1979, posting a regular-season record of 142-75-8. Los Angeles also hosted 10 playoff contests at the Coliseum, postseason action.

posting a record of 5-5 in

Los Angeles went 7-0 at home twice in its first 34 seasons in the Coliseum, during the 1973 and 1977 seasons.

SACKING IT TO THE MAN

Since 2012 when Head Coach Jeff Fisher joined the Rams organization, his team has recorded 186 sacks, the second-most in the NFL during that time frame, trailing only the Denver Broncos.

The Rams sack effort in that timespan has been led by DE Robert Quinn, who has totalled 45 sacks since the 2012 season, the fourth-highest individual total in that timespan.

In his first two seasons, DT Aaron Donald has sacked opposing quarterbacks 20 times, the highest output by any interior defensive lineman over the last two seasons.



DE Robert Quinn and DT Aaron Donald

2012-Present Team Sacks

| | Total |
|-------------------------|-------|
| 1. Denver Broncos | 189.0 |
| 2. Los Angeles Rams | 186.0 |
| 3. Carolina Panthers | 185.0 |
| 4. Green Bay Packers | 178.0 |
| 5. New England Patriots | 177.0 |

FIRST CLASS



Head Coach Jeff Fisher, QB Jared Goff, General Manager Les Snead

The Los Angeles Rams entered the 2016 NFL Draft with the No. 1 overall pick, having acquired it in a historical trade with the Tennessee Titans. With that pick, the Rams selected QB Jared Goff -- the 22nd quarterback taken with the first overall pick during the common draft era (since 1967).

The Rams used five of their remaining six selections to bolster the offensive side of the ball, including a pair of fourth rounders in TE Tyler Higbee (No. 110 overall), WR Pharoh Cooper (No. 117 overall). Los Angeles then had three selections in the sixth round, which it used on TE Temarrick Hemingway (No. 177 overall), LB Josh Forrest (No. 190 overall) and WR Mike Thomas (No. 206 overall).

| Pos. | Player | School | Selection (overall) |
|------|---------------------|--------------------|---------------------|
| QB | Jared Goff | California | Rd. 1 (1) |
| TE | Tyler Higbee | Western Kentucky | Rd. 4 (110) |
| WR | Pharoh Cooper | South Carolina | Rd. 4 (117) |
| TE | Temarrick Hemingway | South Carolina St. | Rd. 6 (177) |
| LB | Josh Forrest | Kentucky | Rd. 6 (190) |
| WR | Mike Thomas | Southern Miss. | Rd. 6 (206) |

AYE, AYE CAPTAIN



Rams 2016 Team Captains

The Rams players voted P Johnny Hekker, QB Case Keenum, RB Todd Gurley, DT Aaron Donald and LB Alec Ogletree as their five team captains entering the 2016 campaign.

Of the five season-long captains, Hekker is the only one who has previously served as a captain for the Rams.

IN GOOD COMPANY

RB Todd Gurley is the fourth player in Rams history to win Offensive Rookie of the Year honors, joining QB Sam Bradford (2010), RB Jerome Bettis (1993) and RB Eric Dickerson (1983).

In Week 15 against Tampa Bay, Gurley joined Hall of Famers Bettis and Dickerson as the only players in Rams history to rush for 1,000 yards as rookies.


With 10 touchdowns, Gurley passed Bettis' rookie number in that category, although he fell well short of Dickerson's NFL rookie record of 18. However, Gurley, who missed the first two games of the season while recovering from a college knee injury, nearly matched Bettis' rookie yards per carry average and finished ahead of Dickerson's.

Dickerson and Bettis each went on to rush for more than 1,000 yards in their second seasons as pros.


As a second-year pro, Dickerson set the NFL single-season rushing record as he recorded 2,105 yards, a record that has stood since the 1984 season.

Here's a look at how Gurley's overall numbers compare to Bettis and Dickerson.

| Best Rookie Seasons By a Running Back in Rams history | | | | | |
|---|------|-------|-----|------------|--|
| Player | Att. | Yards | TDs | Yards/Att. | |
| 2015 Todd Gurley | 229 | 1,106 | 10 | 4.8 | |
| 1993 Jerome Bettis | 294 | 1,429 | 7 | 4.9 | |
| 1983 Eric Dickerson | 390 | 1,808 | 18 | 4.6 | |



RB Jerome Bettis



RB Eric Dickerson

HOMEGROWN

The 2016 Los Angeles Rams are the second youngest team in the NFL with the average age of 25.58 years old. The Cleveland Browns are the NFL's youngest team with an average age of 25.52 years old.

The Rams only have nine players who have played a game for another NFL team, including: S/LB Mark Barron, WR Kenny Britt, DT Dominique Easley, DE William Hayes, CB Troy Hill, QB Case Keenum CB Coty Sensabaugh, and CB Steve Williams.

Of those nine, Britt and Hayes played for Head Coach Jeff Fisher with the Tennessee Titans.



RAMS OFFENSIVE NOTES

LEADING THE WAY

Rams rookie RB Todd Gurley needed one game to get his feet under him in 2015. After that, he was among the most productive offensive players in the NFL in 2015.

Gurley gained just nine yards on six carries in his NFL debut in Week 3. Then he took off and took the league by storm.

With 1,106 rushing yards, Gurley led all rookies and ranked third among all players in 2015 in the category. His final total is the third highest by a rookie in franchise history.



RB Todd Gurley

Gurley's 10 rushing touchdowns tied for the fifth most in the NFL last season.

All that came despite the fact that Gurley played in just 13 games. He missed the first two as he continued to recover from a knee injury suffered during his senior year of college, and he was inactive for Week 17 due to a toe injury.

2015 NFL Leaders, Rushing Yards

| Player | Rushes | Yds | Yds/Carry | TDs |
|---------------------------|------------|--------------|-------------|-----------|
| 1. Adrian Peterson, MIN | 327 | 1,485 | 4.54 | 11 |
| 2. Doug Martin, TB | 288 | 1,402 | 4.87 | 6 |
| 3. Todd Gurley, LA | 229 | 1,106 | 4.84 | 10 |
| 4. Darren McFadden, DAL | 239 | 1,089 | 4.56 | 3 |
| 5. Chris Ivory, NYJ | 247 | 1,070 | 4.33 | 7 |

FINISHING MOVES



RB Todd Gurley

RB Todd Gurley was at his best when the Rams needed him most.

In the team's Week 16 win at Seattle, Gurley rushed for 55 yards and a touchdown in the fourth quarter to help the Rams put away the Seahawks. He gained 42 yards and a touchdown in the final quarter of a Week 14 win over Detroit.

In the Rams' Week 4 win at Arizona, Gurley ran nine times for 106 yards in the fourth quarter with runs of 52, 30 and 20 yards.

His 106 rushing yards were the most in the fourth quarter by a

Rams player since Eric Dickerson's 124 on Nov. 25, 1984. His total was the most by a Ram in any quarter since Marshall Faulk posted 143 in the first quarter of a contest on Nov. 11, 2001.

Despite missing three weeks due to injuries, Gurley finished second among NFL running backs in fourth quarter rushing.

Most 4th Quarter Rushing Yards, 2015 Season

| Player | Games | Yards |
|---------------------------|-----------|------------|
| 1. Adrian Peterson, MIN | 16 | 414 |
| 2. Todd Gurley, LA | 13 | 403 |
| 3. Giovani Bernard, CIN | 16 | 274 |
| 4. Reshad Jennings, NYG | 16 | 240 |
| 5. DeAngelo Williams, PIT | 16 | 236 |

HONOR ROLL

RB Todd Gurley proved to be the big-play threat the Rams thought they were getting when they drafted him early in the first round in 2015.

Here are a few of Gurley's notable accomplishments from a rookie season that concluded with Offensive Rookie of the Year honors:



RB Todd Gurley

-- He's the **first rookie in NFL history** to rush for 125 yards or more in four consecutive games. His five total games of 125 yards are the second most ever by a rookie, trailing only Eric Dickerson's seven.

-- His 566 yards are the **most by a back** in his first four career starts during the Super Bowl era.

-- He is **one of three rookies since 1970** with 700-plus rush yards in first six career starts (Adrian Peterson, Eric Dickerson).

-- His 12 runs of 20 yards or more were **second most in the NFL**. His seven runs of 30 yards or more were the most in the NFL and his 26 runs of 10 or more yards were sixth most.

-- Gurley was named the NFL's **Offensive Rookie of the Month** for October after he rushed for 433 yards and two touchdowns in three games.

-- His 10 rushing touchdowns were tied for the fifth most in the NFL and were the most among all rookies.

-- Despite missing three games of the season, he finished with over 1,000 yards and was awarded the NFL's **Offensive Rookie of the Year** award and a trip to the **Pro Bowl**.

AN ALL-PURPOSE THREAT

In addition to carrying the load out of the backfield, RB Todd Gurley gave the Rams a weapon in the passing game as well.

Gurley caught 21 passes for 181 yards. Combined with his 1,106 rushing yards, the Georgia product posted 1,294 yards from scrimmage last season, a number that led all NFL rookies.

In comparison with the NFL's other top rookies, Gurley's total yards numbers are quite impressive. Gurley ranked 14th among all NFL players in scrimmage yards, while Amari Cooper finished 39th, with David Johnson (42), T.J. Yeldon (47), and Duke Johnson (57) were the league's other top rookies in the category.



RB Todd Gurley

2015 NFL Rookie Leaders - Yards From Scrimmage

| Player | Rush Yds. | Rec. Yds. | Total Yds. | TD |
|---------------------------|--------------|------------|--------------|-----------|
| 1. Todd Gurley, LA | 1,106 | 188 | 1,294 | 10 |
| 2. Amari Cooper, OAK | -3 | 1,070 | 1,067 | 6 |
| 3. David Johnson, ARI | 581 | 457 | 1,038 | 12 |
| 4. T.J. Yeldon, JAC | 740 | 218 | 1,019 | 3 |
| 5. Duke Johnson, CLE | 379 | 534 | 913 | 2 |



RAMS OFFENSIVE NOTES

BIG GAME GURLEY



RB Todd Gurley

Rams RB Todd Gurley surpassed the 125-yard rushing mark five times in his first NFL season. The Rams are 4-1 when Gurley posts more than 125 yards rushing.

There were only six RBs that rushed for over 125 yards in multiple games during the 2015 season.

Gurley and Minnesota RB Adrian Peterson tied for most 125+ yard rushing games during the 2015 campaign, each surpassing the mark five times.

Running Backs with multiple 125+ yard rushing games in 2015

| Player | Games |
|---------------------------|-------|
| 1t. Todd Gurley, LA | 5 |
| 1t. Adrian Peterson, MIN | 5 |
| 3. DeAngelo Williams, PIT | 3 |
| 4t. Darren McFadden, DAL | 2 |
| 4t. Thomas Rawls, SEA | 2 |
| 4t. Chris Ivory, NYJ | 2 |

TAVON AWESOME

Rams jack-of-all-trades weapon Tavon Austin enjoyed a breakout year in 2015.

Austin tied RB Todd Gurley for the most touchdowns among Rams with 10, which gave the Rams two players in double digits in the category for the first time since 2006 (S. Jackson & T. Holt).

In his third season, Austin led the Rams with 52 receptions and was third with 473 receiving yards. He also carried the ball 52 times for 434 yards and scored four of his 10 touchdowns via runs.



WR Tavon Austin

Austin had 10 total touchdowns in 2015, tied for third most among NFC receivers. He found the end zone three different ways: five receiving touchdowns, four rushing and one on a punt return.

Austin's 75-yard punt return in Week 1 was just the third longest of his career. He's the only player in NFL history with a punt return of 75 or more yards in each of his first three seasons. Austin needs just one more punt return for touchdown to tie the Rams' all-time record.

Now in his third NFL season, Austin has 19 career touchdowns: nine receiving, seven rushing and three punt returns. That total is tied for third most among all players in his draft class and the second-most among wide receivers in the 2013 class.

| Most Career Touchdowns by WRs, 2013 Draft | TDs |
|---|-----|
| 1. DeAndre Hopkins, HOU | 20 |
| 2. Tavon Austin, LA | 19 |
| 3t. Keenan Allen, SD | 16 |
| 3t. Terrance Williams, DAL | 16 |
| 5. Cordarrelle Patterson, MIN | 13 |

| 2015 NFC Leaders, Total Touchdowns By WR | TDs |
|--|-----|
| 1. Doug Baldwin, SEA | 14 |
| 2. Odell Beckham, NYG | 13 |
| 3t. Tavon Austin, LA | 10 |
| 3t. Ted Ginn, CAR | 10 |
| 5t. Four tied | 9 |

A NOSE FOR THE END ZONE

As a rookie, RB Todd Gurley showed a penchant for getting in the end zone.

Gurley scored 10 touchdowns in 2015 - all rushing. Gurley's performance marked the first time since 2006 that any Rams player has reached double digits in touchdowns.

Among Rams, only Hall of Famer Eric Dickerson scored more touchdowns as a rookie than Gurley.

In the last 10 seasons, Gurley became one of just nine rookie running backs to score 10 or more touchdowns during their first NFL season. Of those nine, only three of those players did so with fewer carries than Gurley.



RB Todd Gurley

Rookie Running Backs with 10+ TDs, last 10 seasons

| Player | Att. | TDs |
|------------------------------|------|-----|
| 2015 Todd Gurley, LA | 229 | 10 |
| 2013 Eddie Lacy, GB | 284 | 11 |
| 2012 Alfred Morris, WAS | 315 | 13 |
| 2012 Trent Richardson, CLE | 267 | 11 |
| 2012 Doug Martin, TB | 319 | 11 |
| 2008 Tim Hightower, ARI | 143 | 10 |
| 2008 Jonathan Stewart, CAR | 184 | 10 |
| 2007 Adrian Peterson, MIN | 238 | 12 |
| 2006 Maurice Jones-Drew, JAC | 166 | 13 |

A CASE FOR THE JOB

Head Coach Jeff Fisher named Case Keenum the Rams quarterback after posting a 3-2 record in 2015.

Keenum has completed 58.1 percent of his passes and threw four touchdowns and three interceptions. He was sacked just six times in six starts.


Over his last eight starts, Keenum is 5-3. After the Rams dropped Keenum's first start with the franchise - a Week 11 contest in Baltimore - the Texas native led the team to consecutive wins over Detroit, Tampa Bay and Seattle before falling to San Francisco in the finale. He started the final two games of the 2014 campaign for Houston and won both contests - home games over Baltimore and Jacksonville.

Keenum was particularly impressive in the win over Tampa Bay as he recorded single-game career highs in completion percentage (82.4) and passer rating (158.0) while tossing a pair of touchdown passes, including a 60-yarder to WR Kenny Britt, under the play calling of then-interim offensive coordinator Rob Boras.

A University of Houston alum, Keenum spent his first two NFL seasons with the team that shares his college town. He was released at the end of training camp last year and the Rams claimed him off waivers. He spent seven weeks on the team's practice squad before injuries at the quarterback position opened the door for a return to the Texans to complete the 2014 season.

The Rams traded a seventh-round pick to the Texans to re-acquire him during the 2015 offseason.

In college, Keenum set NCAA records for career passing yards (18,312), touchdown passes (150) and completions (1,460).



QB Case Keenum



RAMS OFFENSIVE NOTES

SIR LANCE (SCORES) A LOT

With every touchdown catch, TE Lance Kendricks moves closer to Rams history.

In the team's 2015 Week 11 game at Baltimore, Kendricks caught a 30-yard touchdown pass from Case Keenum for his second scoring strike of the year.

The score was his 15th career touchdown catch, and he's now tied for third in franchise history among tight ends in the category. Kendricks tied Troy Drayton (14, 1993-96) in Week 1 and is now just three behind the franchise leader, Damone Johnson (18, 1986-92).



TE Lance Kendricks

Throughout his first five seasons with the Rams, Kendricks has been a reliable target. He finished the 2012 season with 42 receptions for 519 yards and four touchdowns.

| Rams All-Time Leaders, TDs by a TE | TDs |
|---|------------|
| 1. Damone Johnson, 1986-92 | 18 |
| 2. Billy Traux, 1964-70 | 16 |
| 3t. Lance Kendricks, 2011-present | 15 |
| 3t. Bob Klein, 1969-76 | 15 |
| 5. Troy Drayton, 1993-96 | 14 |

LINING THEM UP

The Rams used four of their first seven selections in the 2015 draft on offensive linemen, and their young linemen gained invaluable experience while setting the groundwork for the future.

In total, Rams rookies accounted for 31 starts on the offensive line, which was nearly 40 percent of all starts. The youngsters were part of a group that allowed the fewest sacks in the NFL while finishing seventh in rushing yards per game.

Rob Havenstein, a massive 6-8 tackle from Wisconsin, was the team's second round (57th overall) pick, and he started 13 games on the right side. Havenstein was not whistled for a penalty and according to coaches, he did not allow a sack.



T Rob Havenstein

Third-round pick Jamon Brown started nine games at guard before suffering a season-ending injury against the Bears. Sixth-round pick Cody Wichmann stepped in for Brown and started the final seven games.


Iowa's Andrew Donnal (119th overall) started one game at guard and one at right tackle before a knee injury caused him to miss the final month. In addition, T Darrell Williams made the team as an undrafted free agent and saw action on offense and special teams, while supplemental draft pick Isaiah Battle will be in the mix in 2016.

PROTECTION PLAN

Despite injuries and youth along the offensive line, the Rams were among the NFL's best in 2015 when it came to protecting the quarterback.

The Rams allowed just 18 sacks, which was the fewest in the NFL a season ago.

The Rams cut their 2014 sack total by more than half. In 2014, the Rams gave up 47 sacks as a team, which tied for the eighth most in the league.




C Tim Barnes, and LT Greg Robinson are part of an offensive line that has been among the NFL's best at protecting the quarterback this season.

C Tim Barnes and LT Greg Robinson are the only two players on the line to start every game for the team, and they both did so at the same position every game.

Rob Havenstein, a second-round pick in 2015, started 12 games at right tackle. 2015 Third-round pick Jamon Brown anchored the left guard spot before an ankle injury ended his season in Week 10, and rookies Cody Wichmann (six starts) and Andrew Donnal saw action as well.

| Fewest Sacks Allowed, 2015 | Sacks |
|-----------------------------------|--------------|
| 1. Los Angeles Rams | 18 |
| 2. New York Jets | 22 |
| 3. Baltimore Ravens | 24 |
| 4t. Arizona Cardinals | 27 |
| 4t. New York Giants | 27 |
| 4t. Tampa Bay Buccaneers | 27 |
| 4t. Washington Redskins | 27 |

BIG CATCH BRITT



WR Kenny Britt

The Rams added four veterans during the 2015 offseason, but one of the biggest moves they made involved re-signing one of their own.

WR Kenny Britt led the Rams with 681 receiving yards in 2015. His average of 18.2 yards per catch ranked second in the NFL.

Britt finished the season strong as he scored on a 60-yard touchdown pass in Week 15, a 28-yard toss in Week 16 and caught a 54-yard pass to set up a Rams field goal in the final game.

Britt's eighth NFL season is his third with the Rams. He spent his first five professional campaigns with the Tennessee Titans, where he played three seasons under Rams Head Coach Jeff Fisher.

| 2015 NFL Leaders, Yards Per Catch | Avg. |
|--|-------------|
| 1. Torrey Smith, SF | 20.1 |
| 2. Kenny Britt, LA | 18.9 |
| 3. James Jones, GB | 17.8 |
| 4. Allen Robinson, JAC | 17.5 |
| 5. Sammy Watkins, BUF | 17.5 |



RAMS DEFENSIVE NOTES

AN INSIDE JOB

Rams DT Aaron Donald has quickly established himself as one of the NFL's most dominant interior defenders.

Donald was tied for seventh in the NFL in sacks last season and tied for first among all NFL 4-3 defensive tackles.

Donald earned Pro Bowl honors for a second-straight year thanks in part to a stat line that is among the best in the NFL.

Donald's 22 tackles for loss are the second most among all NFL defensive linemen, regardless of position. His 33 quarterback hits also rank second.

If you combine Donald's sacks, tackles for loss and quarterback hits, he totaled 66 impact plays last season. No other 4-3 defensive tackle is close to that number.

Most Combined Sacks, QB Hits & TFLs, 4-3 DTs

| Player | Combined QBH & TFL |
|-----------------------|--------------------|
| 1. Aaron Donald, LA | 66 |
| 2. Kwann Short, CAR | 45 |
| 3. Geno Atkins, CIN | 44 |
| 4. Ndamukong Suh, MIA | 39.5 |
| 5. Gerald McCoy, TB | 32.5 |



DT Aaron Donald

A PRODUCTIVE PRESENCE

Rams DT Aaron Donald can put his game up against anyone's last season.

While the absence of fellow Pro Bowler Robert Quinn allowed teams to pay more attention to Donald over the second half of the 2015 season, the two-time Pro Bowler didn't see any decline in his production.



DT Aaron Donald

Among all NFL defensive linemen, regardless of position, Donald tied for sixth in sacks (11.0) and is second in both tackles for loss (22) and quarterback hits. Donald is the only interior lineman who ranks in the top five a season ago in tackles for loss or quarterback hits.

2015 NFL Leaders - Most Tackles for Loss By a DL

| Player | TFL |
|--------------------------|-----|
| 1. J.J. Watt, HOU | 26 |
| 2. Aaron Donald, LA | 22 |
| 3. Khalil Mack, OAK | 21 |
| 4t. Olivier Vernon, MIA | 18 |
| 4t. Michael Bennett, SEA | 18 |

2015 NFL Leaders - Most QB Hits By a DL

| Player | QBH |
|------------------------|-----|
| 1. J.J. Watt, HOU | 46 |
| 2. Aaron Donald, LA | 33 |
| 3. Olivier Vernon, MIA | 32 |
| 4. Ezekiel Ansah, DET | 30 |
| 5. Carlos Dunlap, CIN | 28 |

DONALD DOMINATES



DT Aaron Donald

Pro Football Focus, an analytics website that grades every player on every NFL snap, has a clear opinion when it comes to the NFL's top defensive player this season.

PFF grades each play on a scale that ranges from +2 to -2. For the season, Aaron Donald has accumulated a raw score of 88.6, which is significantly higher than any other defensive player in the NFL, regardless of position.

In addition to Donald's 11.0 sacks, he has 22 tackles for loss, 44 QB pressures, 33 QB hits and a fumble recovery.

PFF's Top-Ranked Defensive Players, 2015

| Player | PFF Grade |
|-----------------------|-----------|
| 1. Aaron Donald, LA | 88.6 |
| 2. Khalil Mack, OAK | 75.8 |
| 3. J.J. Watt, HOU | 71.0 |
| 4. Geno Atkins, CIN | 56.9 |
| 5. Ndamukong Suh, MIA | 52.8 |

RAM TOUGH

It's safe to say Aaron Donald turned in the best season ever by a Rams interior defensive lineman during the 2015 campaign.

Last year, Donald became just the third Rams defensive tackle to reach double digits in sacks since the NFL began recognizing the stat in 1982. He completed the season one sack shy of surpassing D'Marco Farr for the most in franchise history by a DT.



DT Aaron Donald

Donald finished his 2015 season tied for the NFL lead in sacks among 4-3 defensive tackles, and over the last two years, no other defensive tackle has more sacks than the Rams' two-time Pro Bowler.

Most Sacks by a Rams DT, Single Season

| Player | Sacks |
|-----------------------|-------|
| 1. D'Marco Farr, 1995 | 11.5 |
| 2. Aaron Donald, 2015 | 11.0 |
| 3. Sean Gilbert, 1993 | 10.5 |
| 4. Aaron Donald, 2014 | 9.0 |
| 5. D'Marco Farr, 1999 | 8.5 |



RAMS DEFENSIVE NOTES

ON THE MARK



WS Mark Barron

Mark Barron entered the Rams' starting lineup in Week 5 of the 2015 season, and he made his impact felt. He led the Rams with 135 tackles on the year.

Barron started the final 11 games of the 2015 season and reached double digits in tackles in eight of them.

In the team's 2015 Week 7 win over Cleveland, Barron recorded a career-high 19 tackles, which is the most by any Ram in a game since 2001. Coaches also credited Barron with two tackles for

loss, two forced fumbles and a quarterback hit against the Browns.

While Barron played safety in college and during his first three NFL seasons, he was deployed much like a linebacker in the Rams' current scheme. When LB Alec Ogletree suffered an injury in Week 4 of the 2015 season, Barron stepped in to the starting position on the weak side.

Prior to Ogletree's injury, Barron was a regular contributor in the Rams' sub packages on defense. In addition to his team-leading tackle total, Barron finished with five QB pressures, eight QB hits, three forced fumbles and five passes defended.

Barron entered the NFL with the Tampa Bay Buccaneers, who drafted him with the seventh overall pick in 2012. He was traded to the Rams midway through the 2014 campaign in exchange for a fourth and sixth round picks in the 2015 draft. Barron

LEADING THE WAY

The Rams were among the NFL's top defenses on third down last season, and their ability to get off the field was one of the strengths of the defense.

Opponents converted just 35.7 percent of their third downs against the Rams last season, the sixth best total in the NFL during the 2015 season.

The Rams held their opponents to 33 percent or less on third down in nine-of-16 games this season and had a eight-week streak until that number snapped two in Week 13 against Arizona.



S.T.J. McDonald and CB Trumaine Johnson

| 2015 NFL Leaders, Third-Down Defense | Rate |
|---|-------------|
| 1. Houston Texans | 28.5 |
| 2. Kansas City Chiefs | 33.2 |
| 3. New York Jets | 33.2 |
| 4. Seattle Seahawks | 34.4 |
| 5. Minnesota Vikings | 34.5 |
| 6. Los Angeles Rams | 35.7 |

A TRU PLAYMAKER

CB Trumaine Johnson was among the NFL's best cornerbacks in 2015 as he enjoyed a breakout season.

Johnson tied for third in the league with seven interceptions on the year and was second among all NFL cornerbacks. He had picks in three of the Rams' final four games, including a Week 14 win in which he returned an interception 58 yards for a touchdown. Johnson shadowed Lions WR Calvin Johnson throughout the game and helped hold the Pro Bowler to just one reception in the game.



CB Trumaine Johnson

In addition, Johnson posted a career-high 12 pass breakups and tallied 69 tackles. The 2015 season marked the second-consecutive year in which he led the Rams in interceptions.

Johnson's 15 career interceptions are tied for the fourth most since he entered the NFL, and he has more picks than any other player in his draft class.

| Most Interception, 2015 Season | INTs |
|---------------------------------------|-------------|
| 1t. Reggie Nelson, CIN | 8 |
| 1t. Marcus Peters, KC | 8 |
| 3t. Trumaine Johnson, LA | 7 |
| 3t. Kurt Coleman, CAR | 7 |
| 5. Marcus Williams, NYJ | 6 |

| Most Interception, 2012 Draft Class | INTs |
|--|-------------|
| 1. Trumaine Johnson, LA | 15 |
| 2. Harrison Smith, MIN | 12 |
| 3. Luke Kuechly, CAR | 11 |
| 4. Janoris Jenkins, NYG | 10 |
| 5t. Lavonte David, TB | 9 |
| 5t. Stephon Gilmore, BUF | 9 |
| 5t. Casey Hayward, GB | 9 |

BIG PLAY HAYES



DE William Hayes

DE William Hayes provided the Rams with a "super sub" throughout his first three seasons with the team. He became a regular starter midway through the 2015 season and was a big reason why the Rams finished in the top 10 in sacks once again.

Hayes posted a single-game career-high 3.0 sacks in the team's Week 16 win at Seattle and finished the year with 5.5.

He recorded 41 QB pressures a season ago, second among Rams to only DT Aaron Donald. In Week 7 against Cleveland, he posted 2.0 sacks and forced two fumbles. Hayes has 21.5 sacks in 62 games with the Rams and 29.5 in his career.

After posting a career-high 7.0 sacks in 2012, Hayes was a free agent but chose to stay with the Rams. He began his career with the Tennessee Titans and rejoined Head Coach Jeff Fisher in 2012 shortly after Fisher took the Rams job.



RAMS DEFENSIVE NOTES

TAKE IT AWAY & MAKE 'EM PAY



Rams defenders swarming a Lions receiver

Throughout the 2015 season, the Rams defense set their offense up by taking away the football.

On the year, the Rams forced 26 turnovers - tied for 10th most in the NFL - and scored following 15 of them.

Of the Rams' 280 points scored, 80 came following a defensive takeaway, meaning 28.6 percent of their total points were the result of turnovers. That was the fourth highest percentage of any team in the NFL in 2015.

The Rams had 12 interceptions as a team and were fourth in the NFL with 13 fumble recoveries. Here's a look at how the Rams cashed in:

| <u>Takeaway</u> | <u>Scoring Play</u> |
|-----------------------------|----------------------------------|
| T. Johnson Int. vs. SEA | 33-yd. G. Zuerlein FG |
| A. Ogltree FF at WAS | K. Britt 40-yard TD Catch |
| J. Jenkins Int. vs. PIT | 49-yd. Greg Zuerlein FG |
| M. Barron FF at ARI | T. Austin 12-yard TD Catch |
| J. Jenkins Int. at ARI | 30-yd. G. Zuerlein FG |
| R. McLeod FF at ARI | S. Bailey 18-yard TD Catch |
| T. Johnson Int. at GB | 42-yd. G. Zuerlein FG |
| J. Jenkins FF vs. CLE | 20-yard R. McLeod Fumble Return |
| W. Hayes FF vs. CLE | 39-yd. G. Zuerlein FG |
| T. McDonald FF vs. CLE | T. Gurley 1-yd. TD Run |
| B. Marquez FF vs. CHI | 26-yd. G. Zuerlein FG |
| T. Johnson Inte. vs. BAL | L. Kendricks 30-yard TD Catch |
| T. Johnson Int. vs. DET | 58-yard INT return by T. Johnson |
| A. Ayers FR vs. SEA | 45-yard return by A. Ayers |
| E. Sims Interception vs. SF | T. Mason 4-yard TD run |

BROCKERS BRINGIN' IT

DT Michael Brockers' fourth NFL season was his most productive.

Brockers finished the 2015 season with career highs in tackles (74) and tackles for loss (12). His tackle for loss total tied for third among all Rams.

Brockers had 3.0 sacks last season and 14.5 for his career.

In Week 8 against San Francisco, he recorded his second sack of the season and tallied two tackles for loss. His first tackle for loss resulted in two points for the Rams as he helped corral RB Mike Davis in the end zone for a safety.



DT Michael Brockers

In Week 1, he led the Rams with 13 tackles, an enormous number for an interior lineman.


His final stop against Seattle was perhaps his best as Brockers and Aaron Donald teamed up to drop RB Marshawn Lynch for a loss on 4th-and-1 to clinch the victory.

Brockers is one-of-five Rams defensive linemen who joined the team as a first-round draft pick. He was an All-Rookie selection by the Pro Football Writers of America in 2012.

COUNT IT ALL FOR LOSS

Both against the run and the pass, the Rams defense was among the NFL's best in 2015 when it came to making plays behind the line of scrimmage.

The Rams finished 11th in the NFL in sacks (41), and according to StatsPass.com, the Rams recorded an NFL-best 132 total negative plays - 82 against the run and 50 verses the pass. In addition to leading the league in total negative plays, the Rams tied for the lead in negative runs.



DT Aaron Donald

StatsPass.com gave LB/S Mark Barron 15.5 "stuffs," which tied with J.J. Watt for the NFL lead in the category. DT Aaron Donald finished third in the category with 12.5.

2015 NFL Leaders, Opponent Negative Plays

| <u>Team</u> | <u>Plays</u> |
|--------------------------|--------------|
| 1. Los Angeles Rams | 132 |
| 2. Detroit Lions | 125 |
| 3. Miami Dolphins | 124 |
| 4t. Denver Broncos | 116 |
| 4t. Jacksonville Jaguars | 116 |



RAMS SPECIAL TEAMS NOTES

GREG THE LEG



K Greg Zuerlein

Rams K Greg "The Leg" Zuerlein is one of the most prolific long-distance kickers in NFL history.

In Week 9 at Minnesota, he broke his own team record with a 61-yard field goal. In the process, he became just the second kicker in NFL history to make two 60 yard field goals in a career, joining Sebastian Janikowski. Coincidentally, Rams Special Teams Coordinator John Fassel held the same position with the Raiders when Janikowski accomplished his feat.

Zuerlein owns five of the six longest field goals made in Rams history, and his 61-yard kick in Minnesota was the longest in the NFL during the 2015 season.

With 399 career points scored, Zuerlein ranks ninth in Rams history in the category.

Zuerlein has been one of the best deep ball kickers in the league since he arrived in 2012. At Washington, Sept. 20, 2015, Zuerlein made a 52-yard kick. With 16 career kicks from 50 yards or more, Zuerlein ranks second in team history in field goals of 50 yards or more. He passed Josh Brown last season to move into second. He's tied for the third-most 50-yard field goals in the NFL since 2012.

Kickers have made only 15 field goals of 60 yards or more in NFL history, and Zuerlein has two of them.

Longest Field Goals, NFL History

| Player. Team | Year | Length |
|---------------------------|-------------|-----------|
| Matt Prater, DEN | 2013 | 64 |
| David Akers, SF | 2012 | 63 |
| Tom Dempsey, NO | 1970 | 63 |
| Jason Elam, DEN | 1998 | 63 |
| Sebastian Janikowski, OAK | 2011 | 63 |
| Matt Bryant, TB | 2006 | 62 |
| Greg Zuerlein, LA | 2015 | 61 |
| Jay Feely, ARI | 2012 | 61 |
| Sebastian Janikowski, OAK | 2009 | 61 |
| Justin Tucker, BAL | 2013 | 61 |
| Greg Zuerlein, LA | 2012 | 60 |
| Morten Andersen, NO | 1991 | 60 |
| Rob Bironas, TEN | 2006 | 60 |
| Dan Carpenter, MIA | 2010 | 60 |
| Steve Cox, CLE | 1984 | 60 |

Most FG made from 50 yards or more, Rams History


| Player | Years | Number |
|----------------------|----------------|-----------|
| Jeff Wilkins | 1997-07 | 26 |
| Greg Zuerlein | 2012-15 | 16 |
| Josh Brown | 2008-11 | 15 |
| Tony Zendejas | 1991-94 | 8 |
| Mike Lansford | 1982-90 | 4 |

JOHNNY ON THE SPOT

Johnny Hekker turned in one of the best seasons by a punter in NFL history in 2015, and he was rewarded with his second career Pro Bowl selection.

The Oregon State Alumni start the 2016 season on a strong note with 10 punts in Week 1 against San Francisco. Hekker recorded a 42.0 net average in the 2016 season opener.

Hekker led the NFL in 2015 in net average (43.7), gross average (47.9) and punts downed inside the opponents' 20 yard-line (41). Since the NFL began tracking inside 20 punts in 1976, Hekker is the first player to lead the league in gross, net and punts placed inside the 20-yard line in the same season.



P Johnny Hekker

Hekker's net average is the fourth-highest single-season total in league history. He also owns the NFL record in the category, a number that was established in 2013. His 47.9 gross average set a new career high and is the second-highest in franchise history.

Impressively, Hekker also led the league in number of punts with 96, which makes his consistency in leading the league in net and gross punting even more impressive. He's one of just four punters ever to punt more than 80 times in a season and net 42 yards or more per punt.

In 64 career games, Hekker has recorded a net average of 45.0 yards or more on 21 different occasions. He netted 45.0 or more eight times in 2015, including a career high of 49.8 in the team's Week 8 win over San Francisco. His net average was 48.0 a week earlier against Cleveland. He had a 45.1 net average in Week 4 at Arizona, a 46.1 net average in Week 2 at Washington, and in Week 10, he posted 47.8 against Chicago. In the season finale at San Francisco, he netted 47.8 yards per punt.

He was named the NFC's Special Teams Player of the Month for October after leading the conference with a net average of 44.3 yards per punt during that time frame.

Hekker's 41 punts inside opponents' 20-yard line set a new franchise record in the category. He accomplished that number while having only six of his 96 punts hit the end zone for touchbacks.

Hekker is a former high school quarterback, and the Rams put his passing skills to use on a regular occasion. In Week 5 at Green Bay, he completed a 20-yard pass to Cody Davis on a fake punt. In four NFL seasons, Hekker is 6-of-10 passing on fakes, including a touchdown pass on a fake field goal as a rookie in 2012.

Late in the 2014 season, the Rams rewarded P Johnny Hekker with a new six-year contract that will keep him with the team through the 2020 season. Hekker earned the contract by becoming one of the NFL's most dangerous special teams weapons.

Highest Net Punting Average in a Season (Since 1976)

| Player | Punts | Net Avg |
|------------------------------------|-----------|-------------|
| 1. Johnny Hekker, LA - 2013 | 78 | 44.2 |
| 2. Andy Lee, SF - 2011 | 78 | 44.0 |
| 3. Shane Lechler, OAK - 2009 | 96 | 43.9 |
| 4. Johnny Hekker, LA - 2015 | 91 | 43.7 |
| 5. Sam Koch, BAL - 2014 | 60 | 43.3 |

Punters with 80+ punts, 42+ Net Average in a Season

| Player | Punts | Net Avg. |
|---------------------------------|-----------|-------------|
| Shane Lechler, OAK - 2009 | 96 | 43.9 |
| Johnny Hekker, LA - 2015 | 96 | 43.7 |
| Brandon Fields, MIA - 2013 | 85 | 42.4 |
| Johnny Hekker, LA - 2014 | 80 | 42.3 |



RAMS SPECIAL TEAMS NOTES

BENNY'S SPECIAL EFFORT

RB/KR Benny Cunningham was once again a jack of all trades for the Rams in 2015.

In the team's Week 15 win over Tampa Bay, Cunningham opened the game with a 44 yard kick return, and six plays later, the Rams capped their first drive of the night with a Tavon Austin touchdown to give them a quick lead.

Later, Cunningham returned a kickoff 102 yards. It was the fifth-longest kickoff return in Rams history and the fourth-longest in the NFL last season. He was named the NFC Special Teams Player of The Week for his efforts.



RB Benny Cunningham

Cunningham played on all "four core" special teams units (kickoff return and cover, punt return and cover). He also had a key role on offense as the team's third down back. Of his 26 catches, 16 came on third down. He finished fourth on the team in receptions and receiving yards.

| <u>2015 NFL Leaders, Kickoff Return Average</u> | <u>Avg.</u> |
|---|-------------|
| 1. Cordarelle Patterson, MIN | 31.8 |
| 2. Amir Abdullah, DET | 29.1 |
| 3. Dwayne Harris, NYG | 28.7 |
| 4. Benny Cunningham, LA | 28.6 |
| 5. David Johnson, ARI | 27.2 |

FROM WAY, WAY FAR AWAY

Since entering the league in 2012, K Greg Zuerlein has provided a solid threat from long range. The Missouri Western Alumni is tied for the 6th-most made field goals from more than 50 yards.

Zuerlein's 16 50+ yard field goals also ranks third in the NFC.

Most Made Field Goals from 50+ Yards in the NFL

| <u>Player</u> | <u>Number of Made 50+ FGs</u> |
|-------------------------------|-------------------------------|
| 1. Blair Walsh, MIN | 24 |
| 2. Dan Bailey, DAL | 21 |
| 3. Phil Dawson, CLE/SF | 20 |
| 4. Justin Tucker, BAL | 19 |
| 5. Matt Prater, DEN/DET | 17 |
| 6t. Greg Zuerlein, LA | 16 |
| 6t. Sebastian Janikowski, OAK | 16 |

Most Made Field Goals from 50+ Yards, Current NFC Kickers

| <u>Player</u> | <u>Number of Made 50+ FGs</u> |
|-----------------------------|-------------------------------|
| 1. Blair Walsh, MIN | 24 |
| 2. Dan Bailey, DAL | 21 |
| 3. Greg Zuerlein, LA | 16 |



K Greg Zuerlein

SHORT-CHANGED RETURN



WR Bradley Marquez

The Rams special teams units have flourished since Head Coach Jeff Fisher took over control of the team prior to the 2012 season.

P Johnny Hekker and the Rams coverage units have backed opponents up deep in their own territory and limited opponents to average just 6.9 yards per punt return, which is the lowest average in the NFL since the 2012 season.

Special team standouts WR Bradley Marquez and S Cody Davis led the 2015 Rams special teams units with 15 tackles and 11 tackles, respectively.

| <u>2012-Present Team Punting Leaders</u> | <u>Avg. Opp. Return</u> |
|--|-------------------------|
| 1. Los Angeles Rams | 6.9 |
| 2t. Chicago Bears | 7.4 |
| 2t. Minnesota Vikings | 7.4 |
| 4t. Baltimore Ravens | 7.6 |
| 4t. Green Bay Packers | 7.6 |

RETURN TO SENDER

In addition to limiting opposing teams punt return unit to only 6.9 yards per return, the Rams punt return unit is tied for the second-most punts returned for touchdowns (4) since 2012.

WR/PR Tavon Austin is the only player in NFL history with a punt return of 75 or more yards in each of his first three seasons. Austin needs just one more punt return for touchdown to tie the Rams' all-time record.

Now in his fourth NFL season, Austin has 19 career touchdowns: nine receiving, seven rushing and three punt returns.



WR/PR Tavon Austin

| <u>2012-Present Team Punt Return TDs</u> | <u>Touchdowns</u> |
|--|-------------------|
| 1. Philadelphia Eagles | 5 |
| 2t. Los Angeles Rams | 4 |
| 2t. Green Bay Packers | 4 |
| 4t. Eight Teams | 3 |



2016 RAMS COACHING STAFF

| | |
|--|-----------------|
| Head Coach..... | Jeff Fisher |
| Assistant Head Coach..... | Dave McGinnis |
| Offensive Coordinator..... | Rob Boras |
| Special Teams Coordinator..... | John Fassel |
| Defensive Coordinator..... | Gregg Williams |
| Assistant Strength and conditioning..... | J. Aggabao |
| Offensive Line..... | Paul Boudreau |
| Linebackers..... | Frank Bush |
| Senior Defensive Assistant..... | Chuck Cecil |
| Assistant Offensive Line..... | Andy Dickerson |
| Defensive Backs..... | Brandon Fisher |
| Strength & Conditioning..... | Rock Gullickson |
| Wide Receivers/Passing Game Coordinator..... | Mike Groh |
| Defensive Quality Control..... | Jeff Imamura |
| Tight Ends..... | John Lilly |
| Running Backs..... | Skip Peete |
| Assistant Defensive Line..... | Clyde Simmons |
| Assistant Wide Receivers..... | Kenan Smith |
| Offensive Assistant..... | Barrett Trotter |
| Defensive Line..... | Mike Waufle |
| Quarterbacks..... | Chris Weinke |
| Defensive Backs..... | Dennard Wilson |

2016 RAMS PRONUNCIATION GUIDE

| | | |
|----|---------------------------------|--------------------|
| 66 | David ARKIN | AR-kin |
| 11 | TAVON Austin..... | TAY-von |
| 68 | JAMON Brown..... | juh-MON |
| 10 | PHAROH Cooper..... | FAIR-oh |
| 64 | Andrew DONNAL | don-NEL |
| 30 | Todd GURLEY | GUR-lee |
| 54 | Bryce HAGER | HAY-gur |
| 79 | Rob HAVENSTEIN | HAY-vin-stine |
| 84 | TEMARRICK Hemingway..... | Tuh-MARE-ick |
| 15 | Bradley MARQUEZ | MAR-kez |
| 44 | Jake McQUAIDE | Mc-KAWY-d |
| 65 | Demetrius RHANEY | RAIN-ee |
| 21 | COTY SENSABAUGH | Cody SENS-uh-baugh |
| 69 | Cody WICHMANN | WICK-man |
| 4 | Greg ZUERLEIN | ZURR-line |



2016 RAMS UNOFFICIAL DEPTH CHART

Updated: 9/13/16

OFFENSE

| | | | |
|-----------|--------------------|--|--|
| WR | 18 Kenny Britt | 15 Bradley Marquez | 10 Pharoh Cooper |
| TE | 46 Cory Harkey | 84 Temarrick Hemingway | |
| LT | 73 Greg Robinson | 72 Pace Murphy | |
| LG | 76 Rodger Saffold | 68 Jamon Brown | |
| C | 61 Tim Barnes | 65 Demetrius Rhane | |
| RG | 69 Cody Wichmann | 64 Andrew Donnal | |
| RT | 79 Rob Havenstein | | |
| TE | 88 Lance Kendricks | 89 Tyler Higbee | |
| WR | 11 Tavon Austin | 83 Brian Quick | 13 Michael Thomas 86 Nelson Spruce |
| QB | 17 Case Keenum | 16 Jared Goff | 14 Sean Mannion |
| HB | 30 Todd Gurley | 23 Benny Cunningham | 39 Malcolm Brown 34 Chase Reynolds |

DEFENSE

| | | | |
|------------|----------------------|-----------------------------------|---------------------------------|
| LDE | 95 William Hayes | 93 Ethan Westbrooks | 96 Matt Longacre |
| LDT | 99 Aaron Donald | 91 Dominique Easley | |
| RDT | 90 Michael Brockers | 92 Cam Thomas | |
| RDE | 94 Robert Quinn | 97 Eugene Sims | |
| MLB | 52 Alec Ogletree | 54 Bryce Hager | 59 Josh Forrest |
| LCB | 22 Trumaine Johnson | 41 Steve Williams | |
| MCB | 20 Lamarcus Joyner | 32 Troy Hill | |
| RCB | 21 Coty Sensabaugh | 33 E.J. Gaines | |
| WS | 26 Mark Barron | 58 Cory Littleton | |
| FS | 31 Maurice Alexander | 38 Cody Davis | |
| SS | 25 T.J. McDonald | | |

SPECIALISTS

| | | |
|-----------|---------------------|-----------------|
| P | 6 Johnny Hekker | |
| K | 4 Greg Zuerlein | |
| H | 6 Johnny Hekker | |
| LS | 44 Jake McQuaide | |
| PR | 11 Tavon Austin | |
| KR | 23 Benny Cunningham | 11 Tavon Austin |



2016 RAMS ALPHABETICAL ROSTER

| NO. | PLAYER | POS | HT | WT | DOB | AGE | EXP | COLLEGE | H.S. HOMETOWN | ACQUIRED |
|-----|----------------------|------|------|-----|------------|-----|-----|------------------------|--------------------------|---------------|
| 31 | Alexander, Maurice | S | 6-1 | 220 | 2/16/1991 | 25 | 3 | Utah State | St. Louis, Mo. | D4-'14 |
| 11 | Austin, Tavon | WR | 5-8 | 176 | 3/15/1991 | 25 | 4 | West Virginia | Baltimore, Md. | D1A-'13 |
| 61 | Barnes, Tim | C | 6-4 | 306 | 5/14/1988 | 28 | 5 | Missouri | Longwood, Mo. | FA-'11 |
| 26 | Barron, Mark | LB/S | 6-2 | 213 | 10/27/1989 | 26 | 5 | Alabama | Mobile, Ala. | T(TB)-'14 |
| 18 | Britt, Kenny | WR | 6-3 | 223 | 9/18/1988 | 27 | 8 | Rutgers | Bayonne, N.J. | UFA(TEN)-'14 |
| 90 | Brockers, Michael | DT | 6-5 | 326 | 12/21/1990 | 25 | 5 | LSU | Houston, Texas | D1-'12 |
| 68 | Brown, Jamon | G | 6-4 | 323 | 3/15/1993 | 23 | 2 | Louisville | Fern Creek, Ky. | D3A-'15 |
| 39 | Brown, Malcolm | RB | 5-11 | 224 | 5/15/1993 | 23 | 1 | Texas | Cibola, Texas | FA-'15 |
| 10 | Cooper, Pharoh | WR | 5-11 | 207 | 3/7/1995 | 21 | R | South Carolina | Havelock, N.C. | D4B-'16 |
| 23 | Cunningham, Benny | RB | 5-10 | 217 | 7/7/1990 | 26 | 4 | Middle Tennessee | Nashville, Tenn. | FA-'13 |
| 38 | Davis, Cody | S | 6-1 | 206 | 6/6/1989 | 27 | 4 | Texas Tech | Stephenville, Texas | FA-'13 |
| 99 | Donald, Aaron | DT | 6-1 | 285 | 5/23/1991 | 25 | 3 | Pittsburgh | Pittsburgh, Pa. | D1B-'14 |
| 64 | Donnal, Andrew | T | 6-6 | 316 | 3/3/1992 | 24 | 2 | Iowa | Monclova, Ohio | D4-'15 |
| 91 | Easley, Dominique | DT | 6-2 | 285 | 2/24/1992 | 24 | 3 | Florida | Staten Island, N.Y. | FA-'16 |
| 59 | Forrest, Josh | LB | 6-3 | 255 | 2/24/1992 | 24 | R | Kentucky | Paducah, Ky. | D6B-'16 |
| 33 | Gaines, E.J. | CB | 5-10 | 190 | 2/23/1992 | 24 | 2 | Missouri | Independence, Mo. | D6A-'14 |
| 16 | Goff, Jared | QB | 6-4 | 215 | 10/14/1994 | 21 | R | California | Novato, Calif. | D1-'16 |
| 30 | Gurley, Todd | RB | 6-1 | 227 | 8/3/1994 | 22 | 2 | Georgia | Tarboro, N.C. | D1-'15 |
| 54 | Hager, Bryce | LB | 6-1 | 235 | 5/4/1992 | 24 | 2 | Baylor | Austin, Texas | D7A-'15 |
| 46 | Harkey, Cory | TE | 6-4 | 259 | 6/17/1990 | 26 | 5 | UCLA | Chino Hills, Calif. | FA-'12 |
| 79 | Havenstein, Rob | T | 6-8 | 321 | 5/13/1992 | 24 | 2 | Wisconsin | Mount Airy, Md. | D2-'15 |
| 95 | Hayes, William | DE | 6-3 | 278 | 5/2/1985 | 31 | 9 | Winston-Salem State | High Point, N.C. | UFA (TEN)-'12 |
| 6 | Hekker, Johnny | P | 6-5 | 236 | 2/8/1990 | 26 | 5 | Oregon State | Bothell, Wash. | FA-'12 |
| 84 | Hemingway, Temarrick | TE | 6-5 | 210 | 7/30/1993 | 23 | R | South Carolina State | Loris, S.C. | D6A-'16 |
| 89 | Higbee, Tyler | TE | 6-6 | 250 | 1/1/1993 | 23 | R | Western Kentucky | Clearwater, Fla. | D4A-'16 |
| 32 | Hill, Troy | CB | 5-11 | 182 | 8/29/1991 | 25 | 2 | Oregon | Ventura, Calif. | W(NE) - '15 |
| 22 | Johnson, Trumaine | CB | 6-2 | 208 | 1/1/1990 | 26 | 5 | Montana | Stockton, Calif. | D3-'12 |
| 20 | Joyner, Lamarqus | DB | 5-8 | 184 | 11/27/1990 | 25 | 3 | Florida State | Ft. Lauderdale, Fla. | D2-'14 |
| 17 | Keenum, Case | QB | 6-1 | 205 | 2/17/1988 | 28 | 4 | Houston | Abilene, Texas | T(HOU)-'15 |
| 88 | Kendricks, Lance | TE | 6-3 | 250 | 1/30/1988 | 28 | 6 | Wisconsin | Milwaukee, Wisc. | D2-'11 |
| 58 | Littleton, Cory | LB | 6-3 | 227 | 11/18/1993 | 22 | R | Washington | Spring Valley, Calif. | FA-'16 |
| 96 | Longacre, Matt | DE | 6-3 | 260 | 9/21/1991 | 24 | 2 | Northwest Missouri St. | Omaha, Nebr. | FA-'15 |
| 14 | Mannion, Sean | QB | 6-6 | 233 | 4/25/1992 | 24 | 1 | Oregon State | Pleasanton, Calif. | D3B-'15 |
| 15 | Marquez, Bradley | WR | 5-10 | 196 | 12/14/1992 | 23 | 2 | Texas Tech | Odessa, Texas | FA-'15 |
| 25 | McDonald, T.J. | S | 6-2 | 217 | 1/26/1991 | 25 | 4 | USC | Fresno, Calif. | D3A-'13 |
| 44 | McQuaide, Jake | LS | 6-2 | 244 | 12/7/1987 | 28 | 6 | Ohio State | Cincinnati, Ohio | FA-'11 |
| 72 | Murphy, Pace | T | 6-6 | 308 | 3/2/1994 | 22 | R | NW Louisiana | Houston, Texas | FA-'16 |
| 52 | Ogletree, Alec | LB | 6-2 | 245 | 9/25/1991 | 24 | 4 | Georgia | Newnan, Ga. | D1B-'13 |
| 83 | Quick, Brian | WR | 6-3 | 218 | 6/5/1989 | 27 | 5 | Appalachian State | Columbia, S.C. | D2A-'12 |
| 94 | Quinn, Robert | DE | 6-4 | 264 | 5/18/1990 | 26 | 6 | North Carolina | Ladson, S.C. | D1-'11 |
| 34 | Reynolds, Chase | RB | 6-0 | 205 | 10/22/1987 | 28 | 4 | Montana | Drummond, Mont. | FA-'11 |
| 65 | Rhaney, Demetrius | C/G | 6-2 | 301 | 6/22/1992 | 24 | 2 | Tennessee State | Ft. Lauderdale, Fla. | D7D-'14 |
| 73 | Robinson, Greg | T | 6-5 | 332 | 10/21/1992 | 23 | 3 | Auburn | Thibodaux, La. | D1A-'14 |
| 76 | Saffold, Rodger | G | 6-5 | 332 | 6/6/1988 | 28 | 7 | Indiana | Bedford, Ohio | D2-'10 |
| 21 | Sensabaugh, Coty | DB | 5-11 | 187 | 11/15/1988 | 27 | 5 | Clemson | Kingsport, Tenn. | FA-'16 |
| 97 | Sims, Eugene | DE | 6-6 | 269 | 3/18/1986 | 30 | 7 | West Texas A&M | Mt. Olive, Miss. | D6B-'10 |
| 86 | Spruce, Nelson | WR | 6-1 | 205 | 12/5/1992 | 23 | R | Colorado | Westlake Village, Calif. | FA-'16 |
| 92 | Thomas, Cam | DT | 6-4 | 330 | 12/12/1986 | 29 | 7 | North Carolina | Eagle Springs, S.C. | FA-'16 |
| 13 | Thomas, Michael | WR | 6-1 | 200 | 8/16/1994 | 22 | R | Southern Mississippi | Chicago, Ill. | D6C-'16 |
| 93 | Westbrooks, Ethan | DL | 6-4 | 267 | 11/15/1990 | 25 | 3 | West Texas A&M | Oakland, Calif. | FA-'14 |
| 69 | Wichmann, Cody | G | 6-5 | 319 | 3/2/1992 | 24 | 2 | Fresno State | Mariposa, Calif. | D6B-'15 |
| 41 | Williams, Steve | CB | 5-10 | 188 | 3/7/1991 | 25 | 3 | California | Dallas, Texas | FA-'16 |
| 4 | Zuerlein, Greg | K | 6-0 | 196 | 12/27/1987 | 28 | 5 | Missouri Western | Lincoln, Neb. | D6-'12 |

Active Roster 53

Practice Squad

| | | | | | | | | | | |
|----|-------------------|----|------|-----|------------|----|---|------------------------|-----------------------|-------------|
| 66 | Arkin, David | G | 6-5 | 307 | 10/7/1987 | 28 | 2 | Missouri State | Wichita, Kan. | FA-'15 |
| 77 | Battle, Isaiah | T | 6-7 | 290 | 2/10/1993 | 23 | 1 | Clemson | Brooklyn, N.Y. | D5(Sup)-'15 |
| 24 | Countess, Blake | DB | 5-10 | 185 | 8/8/1993 | 23 | R | Auburn | Owings Mills, MD | FA-'16 |
| 70 | Fox, Morgan | DT | 6-3 | 263 | 9/12/1994 | 22 | R | Colorado State Pueblo | Colorado Springs, Co. | FA-'16 |
| 36 | Green, Aaron | RB | 5-11 | 205 | 10/15/1992 | 23 | R | TCU | San Antonio, Texas | FA-'16 |
| 55 | Grigsby, Nicholas | LB | 6-2 | 230 | 7/2/1992 | 24 | R | Pittsburgh | Trotwood, Ohio | FA-'16 |
| 27 | Johnson, Isaiah | DB | 6-1 | 206 | 5/16/1992 | 24 | 1 | Georgia Tech | Columbus, Ohio | FA-'16 |
| 35 | Jordan, Michael | CB | 6-1 | 200 | 10/21/1992 | 23 | R | Missouri Western | St. Louis, Mo. | FA-'16 |
| 8 | McRoberts, Paul | WR | 6-2 | 200 | 11/15/1992 | 23 | R | Southeast Missouri St. | St. Louis, Mo. | FA-'16 |
| 81 | Williams, Bryce | TE | 6-5 | 257 | 2/24/1993 | 23 | R | East Carolina | Winston-Salem, N.C. | FA-'16 |

Practice Squad: 10

Injured/Reserve

| | | | | | | | | | | |
|----|---------------------|----|-----|-----|------------|----|---|---------------|---------------------|--------|
| 45 | Laskey, Zach | FB | 6-2 | 225 | 7/8/1992 | 24 | 1 | Georgia Tech | Peachtree City, Ga. | FA-'15 |
| 3 | North, Marquez | WR | 6-3 | 229 | 4/21/1995 | 21 | R | Tennessee | Charlotte, N.C. | FA-'16 |
| 62 | Trinca-Pasat, Louis | DT | 6-1 | 292 | 9/7/1991 | 25 | 1 | Iowa | Chicago, Ill. | FA-'15 |
| 43 | Randolph, Brian | S | 6-0 | 202 | 10/20/1992 | 23 | R | Tennessee | Kennesaw, Ga. | FA-'16 |
| 63 | Williams, Darrell | T | 6-5 | 301 | 8/3/1993 | 23 | 2 | South Florida | Orlando, Fla. | FA-'15 |

Active/Did Not Report

| | | | | | | | | | | |
|------|------------|----|-----|-----|----------|----|---|--------|------------------|--------|
| 27-O | Mason, Tre | RB | 5-8 | 207 | 8/6/1993 | 23 | 3 | Auburn | Palm Beach, Fla. | D3-'14 |
|------|------------|----|-----|-----|----------|----|---|--------|------------------|--------|



2016 RAMS NUMERICAL ROSTER

| NO. | PLAYER | POS | HT | WT | DOB | AGE | EXP | COLLEGE | H.S. HOMETOWN | ACQUIRED |
|-----|---------------------|------|------|-----|------------|-----|-----|------------------------|--------------------------|---------------|
| 4 | Greg Zuerlein | K | 6-0 | 196 | 12/27/1987 | 28 | 5 | Missouri Western | Lincoln, Nebr. | D6-'12 |
| 6 | Johnny Hekker | P | 6-5 | 236 | 2/8/1990 | 26 | 5 | Oregon State | Bothell, Wash. | FA-'12 |
| 10 | Pharoh Cooper | WR | 5-11 | 207 | 3/7/1995 | 21 | R | South Carolina | Havelock, N.C. | D4B-'16 |
| 11 | Tavon Austin | WR | 5-8 | 176 | 3/15/1991 | 25 | 4 | West Virginia | Baltimore, Md. | D1A-'13 |
| 13 | Michael Thomas | WR | 6-1 | 200 | 8/16/1994 | 22 | R | Southern Mississippi | Chicago, Ill. | D6C-'16 |
| 14 | Sean Mannion | QB | 6-6 | 233 | 4/25/1992 | 24 | 1 | Oregon State | Pleasanton, Calif. | D3B-'15 |
| 15 | Bradley Marquez | WR | 5-10 | 196 | 12/14/1992 | 23 | 2 | Texas Tech | Odessa, Texas | FA-'15 |
| 16 | Jared Goff | QB | 6-4 | 215 | 10/14/1994 | 21 | R | California | Novato, Calif. | D1-'16 |
| 17 | Case Keenum | QB | 6-1 | 205 | 2/17/1988 | 28 | 4 | Houston | Abilene, Texas | T(HOU)-'15 |
| 18 | Kenny Britt | WR | 6-3 | 223 | 9/18/1988 | 27 | 8 | Rutgers | Bayonne, N.J. | UFA(TEN)-'14 |
| 20 | Lamarcus Joyner | DB | 5-8 | 184 | 11/27/1990 | 25 | 3 | Florida State | Ft. Lauderdale, Fla. | D2-'14 |
| 21 | Coty Sensabaugh | DB | 5-11 | 187 | 11/15/1988 | 27 | 5 | Clemson | Kingsport, Tenn. | FA-'16 |
| 22 | Trumaine Johnson | CB | 6-2 | 208 | 1/1/1990 | 26 | 5 | Montana | Stockton, Calif. | D3-'12 |
| 23 | Benny Cunningham | RB | 5-10 | 217 | 7/7/1990 | 26 | 4 | Middle Tennessee | Nashville, Tenn. | FA-'13 |
| 25 | T.J. McDonald | S | 6-2 | 217 | 1/26/1991 | 25 | 4 | USC | Fresno, Calif. | D3A-'13 |
| 26 | Mark Barron | LB/S | 6-2 | 213 | 10/27/1989 | 26 | 5 | Alabama | Mobile, Ala. | T(TB)-'14 |
| 30 | Todd Gurley | RB | 6-1 | 227 | 8/3/1994 | 22 | 2 | Georgia | Tarboro, N.C. | D1-'15 |
| 31 | Maurice Alexander | S | 6-1 | 220 | 2/16/1991 | 25 | 3 | Utah State | St. Louis, Mo. | D4-'14 |
| 32 | Troy Hill | CB | 5-11 | 182 | 8/29/1991 | 25 | 2 | Oregon | Ventura, Calif. | W(NE) - '15 |
| 33 | E.J. Gaines | CB | 5-10 | 190 | 2/23/1992 | 24 | 2 | Missouri | Independence, Mo. | D6A-'14 |
| 34 | Chase Reynolds | RB | 6-0 | 205 | 10/22/1987 | 28 | 4 | Montana | Drummond, Mont. | FA-'11 |
| 38 | Cody Davis | S | 6-1 | 206 | 6/6/1989 | 27 | 4 | Texas Tech | Stephenville, Texas | FA-'13 |
| 39 | Malcolm Brown | RB | 5-11 | 224 | 5/15/1993 | 23 | 1 | Texas | Cibolo, Texas | FA-'15 |
| 41 | Steve Williams | CB | 5-10 | 188 | 3/7/1991 | 25 | 3 | California | Dallas, Texas | FA-'16 |
| 44 | Jake McQuaide | LS | 6-2 | 244 | 12/7/1987 | 28 | 6 | Ohio State | Cincinnati, Ohio | FA-'11 |
| 46 | Cory Harkey | TE | 6-4 | 259 | 6/17/1990 | 26 | 5 | UCLA | Chino Hills, Calif. | FA-'12 |
| 52 | Alec Ogletree | LB | 6-2 | 245 | 9/25/1991 | 24 | 4 | Georgia | Newnan, Ga. | D1B-'13 |
| 54 | Bryce Hager | LB | 6-1 | 235 | 5/4/1992 | 24 | 2 | Baylor | Austin, Texas | D7A-'15 |
| 58 | Cory Littleton | LB | 6-3 | 227 | 11/18/1993 | 22 | R | Washington | Spring Valley, Calif. | FA-'16 |
| 59 | Josh Forrest | LB | 6-3 | 255 | 2/24/1992 | 24 | R | Kentucky | Paducah, Ky. | D6B-'16 |
| 61 | Tim Barnes | C | 6-4 | 306 | 5/14/1988 | 28 | 5 | Missouri | Longwood, Mo. | FA-'11 |
| 64 | Andrew Donnal | T | 6-6 | 316 | 3/3/1992 | 24 | 2 | Iowa | Monclova, Ohio | D4-'15 |
| 65 | Demetrius Rhaney | C/G | 6-2 | 301 | 6/22/1992 | 24 | 2 | Tennessee State | Ft. Lauderdale, Fla. | D7D-'14 |
| 68 | Jamon Brown | G | 6-4 | 323 | 3/15/1993 | 23 | 2 | Louisville | Fern Creek, Ky. | D3A-'15 |
| 69 | Cody Wichmann | G | 6-5 | 319 | 3/2/1992 | 24 | 2 | Fresno State | Mariposa, Calif. | D6B-'15 |
| 72 | Pace Murphy | T | 6-6 | 308 | 3/2/1994 | 22 | R | NW Louisiana | Houston, Texas | FA-'16 |
| 73 | Greg Robinson | T | 6-5 | 332 | 10/21/1992 | 23 | 3 | Auburn | Thibodaux, La. | D1A-'14 |
| 76 | Rodger Saffold | G | 6-5 | 332 | 6/6/1988 | 28 | 7 | Indiana | Bedford, Ohio | D2-'10 |
| 79 | Rob Havenstein | T | 6-8 | 321 | 5/13/1992 | 24 | 2 | Wisconsin | Mount Airy, Md. | D2-'15 |
| 83 | Brian Quick | WR | 6-3 | 218 | 6/5/1989 | 27 | 5 | Appalachian State | Columbia, S.C. | D2A-'12 |
| 84 | Temarrick Hemingway | TE | 6-5 | 210 | 7/30/1993 | 23 | R | South Carolina State | Loris, S.C. | D6A-'16 |
| 86 | Nelson Spruce | WR | 6-1 | 205 | 12/5/1992 | 23 | R | Colorado | Westlake Village, Calif. | FA-'16 |
| 88 | Lance Kendricks | TE | 6-3 | 250 | 1/30/1988 | 28 | 6 | Wisconsin | Milwaukee, Wisc. | D2-'11 |
| 89 | Tyler Higbee | TE | 6-6 | 250 | 1/1/1993 | 23 | R | Western Kentucky | Clearwater, Fla. | D4A-'16 |
| 90 | Michael Brockers | DT | 6-5 | 326 | 12/21/1990 | 25 | 5 | LSU | Houston, Texas | D1-'12 |
| 91 | Dominique Easley | DT | 6-2 | 285 | 2/24/1992 | 24 | 3 | Florida | Staten Island, N.Y. | FA-'16 |
| 92 | Cam Thomas | DT | 6-4 | 330 | 12/12/1986 | 29 | 7 | North Carolina | Eagle Springs, S.C. | FA-'16 |
| 93 | Ethan Westbrooks | DL | 6-4 | 267 | 11/15/1990 | 25 | 3 | West Texas A&M | Oakland, Calif. | FA-'14 |
| 94 | Robert Quinn | DE | 6-4 | 264 | 5/18/1990 | 26 | 6 | North Carolina | Ladson, S.C. | D1-'11 |
| 95 | William Hayes | DE | 6-3 | 278 | 5/2/1985 | 31 | 9 | Winston-Salem State | High Point, N.C. | UFA (TEN)-'12 |
| 96 | Matt Longacre | DE | 6-3 | 260 | 9/21/1991 | 24 | 2 | Northwest Missouri St. | Omaha, Nebr. | FA-'15 |
| 97 | Eugene Sims | DE | 6-6 | 269 | 3/18/1986 | 30 | 7 | West Texas A&M | Mt. Olive, Miss. | D6B-'10 |
| 99 | Aaron Donald | DT | 6-1 | 285 | 5/23/1991 | 25 | 3 | Pittsburgh | Pittsburgh, Pa. | D1B-'14 |

Active Roster: 53

Practice Squad

| | | | | | | | | | | |
|----|------------------|----|------|-----|------------|----|---|------------------------|-----------------------|-------------|
| 8 | Paul McRoberts | WR | 6-2 | 200 | 11/15/1992 | 23 | R | Southeast Missouri St. | St. Louis, Mo. | FA-'16 |
| 24 | Blake Countess | DB | 5-10 | 185 | 8/8/1993 | 23 | R | Auburn | Owings Mills, MD | FA-'16 |
| 27 | Isaiah Johnson | DB | 6-1 | 206 | 5/16/1992 | 24 | 1 | Georgia Tech | Columbus, Ohio | FA-'16 |
| 35 | Michael Jordan | CB | 6-1 | 200 | 10/21/1992 | 23 | R | Missouri Western | St. Louis, Mo. | FA-'16 |
| 36 | Aaron Green | RB | 5-11 | 205 | 10/15/1992 | 23 | R | TCU | San Antonio, Texas | FA-'16 |
| 55 | Nicholas Grigsby | LB | 6-2 | 230 | 7/2/1992 | 24 | R | Pittsburgh | Trotwood, Ohio | FA-'16 |
| 66 | David Arkin | G | 6-5 | 307 | 10/7/1987 | 28 | 2 | Missouri State | Wichita, Kan. | FA-'15 |
| 70 | Morgan Fox | DT | 6-3 | 263 | 9/12/1994 | 22 | R | Colorado State Pueblo | Colorado Springs, Co. | FA-'16 |
| 77 | Isaiah Battle | T | 6-7 | 290 | 2/10/1993 | 23 | 1 | Clemson | Brooklyn, N.Y. | D5(Sup)-'15 |
| 81 | Bryce Williams | TE | 6-5 | 257 | 2/24/1993 | 23 | R | East Carolina | Winston-Salem, N.C. | FA-'16 |

Practice Squad: 10

Injured/Reserve

| | | | | | | | | | | |
|----|--------------------|----|-----|-----|------------|----|---|---------------|---------------------|--------|
| 3 | Marquez North | WR | 6-3 | 229 | 4/21/1995 | 21 | R | Tennessee | Charlotte, N.C. | FA-'16 |
| 43 | Brian Randolph | S | 6-0 | 202 | 10/20/1992 | 23 | R | Tennessee | Kennesaw, Ga. | FA-'16 |
| 45 | Zach Laskey | FB | 6-2 | 225 | 7/8/1992 | 24 | 1 | Georgia Tech | Peachtree City, Ga. | FA-'15 |
| 62 | Louis Trinca-Pasat | DT | 6-1 | 292 | 9/7/1991 | 25 | 1 | Iowa | Chicago, Ill. | FA-'15 |
| 63 | Darrell Williams | T | 6-5 | 301 | 8/3/1993 | 23 | 2 | South Florida | Orlando, Fla. | FA-'15 |

Active/Did Not Report

| | | | | | | | | | | |
|------|-----------|----|-----|-----|----------|----|---|--------|------------------|--------|
| 27-O | Tre Mason | RB | 5-8 | 207 | 8/6/1993 | 23 | 3 | Auburn | Palm Beach, Fla. | D3-'14 |
|------|-----------|----|-----|-----|----------|----|---|--------|------------------|--------|



2016 RAMS POSITIONAL ROSTER

| QUARTERBACKS (3) | | POS | HT | WT | DOB | AGE | EXP | COLLEGE | H.S. HOMETOWN | ACQUIRED |
|--------------------|----------------------|------|------|-----|------------|-----|-----|------------------------|--------------------------|---------------|
| 14 | Mannion, Sean | QB | 6-6 | 233 | 4/25/1992 | 24 | 1 | Oregon State | Pleasanton, Calif. | D3B-'15 |
| 16 | Goff, Jared | QB | 6-4 | 215 | 10/14/1994 | 21 | R | California | Novato, Calif. | D1-'16 |
| 17 | Keenum, Case | QB | 6-1 | 205 | 2/17/1988 | 28 | 4 | Houston | Abilene, Texas | T(HOU)-'15 |
| RUNNING BACKS (4) | | | | | | | | | | |
| 23 | Cunningham, Benny | RB | 5-10 | 217 | 7/7/1990 | 26 | 4 | Middle Tennessee | Nashville, Tenn. | FA-'13 |
| 30 | Gurley, Todd | RB | 6-1 | 227 | 8/3/1994 | 22 | 2 | Georgia | Tarboro, N.C. | D1-'15 |
| 34 | Reynolds, Chase | RB | 6-0 | 205 | 10/22/1987 | 28 | 4 | Montana | Drummond, Mont. | FA-'11 |
| 39 | Brown, Malcolm | RB | 5-11 | 224 | 5/15/1993 | 23 | 1 | Texas | Cibola, Texas | FA-'15 |
| WIDE RECEIVERS (7) | | | | | | | | | | |
| 10 | Cooper, Pharoh | WR | 5-11 | 207 | 3/7/1995 | 21 | R | South Carolina | Havelock, N.C. | D4B-'16 |
| 11 | Austin, Tavon | WR | 5-8 | 176 | 3/15/1991 | 25 | 4 | West Virginia | Baltimore, Md. | D1A-'13 |
| 13 | Thomas, Michael | WR | 6-1 | 200 | 8/16/1994 | 22 | R | Southern Mississippi | Chicago, Ill. | D6C-'16 |
| 15 | Marquez, Bradley | WR | 5-10 | 196 | 12/14/1992 | 23 | 2 | Texas Tech | Odessa, Texas | FA-'15 |
| 18 | Britt, Kenny | WR | 6-3 | 223 | 9/18/1988 | 27 | 8 | Rutgers | Bayonne, N.J. | UFA(TEN)-'14 |
| 83 | Quick, Brian | WR | 6-3 | 218 | 6/5/1989 | 27 | 5 | Appalachian State | Columbia, S.C. | D2A-'12 |
| 86 | Spruce, Nelson | WR | 6-1 | 205 | 12/5/1992 | 23 | R | Colorado | Westlake Village, Calif. | FA-'16 |
| TIGHT ENDS (4) | | | | | | | | | | |
| 46 | Harkey, Cory | TE | 6-4 | 259 | 6/17/1990 | 26 | 5 | UCLA | Chino Hills, Calif. | FA-'12 |
| 84 | Hemingway, Temarrick | TE | 6-5 | 210 | 7/30/1993 | 23 | R | South Carolina State | Loris, S.C. | D6A-'16 |
| 88 | Kendricks, Lance | TE | 6-3 | 250 | 1/30/1988 | 28 | 6 | Wisconsin | Milwaukee, Wisc. | D2-'11 |
| 89 | Higbee, Tyler | TE | 6-6 | 250 | 1/1/1993 | 23 | R | Western Kentucky | Clearwater, Fla. | D4A-'16 |
| OFFENSIVE LINE (9) | | | | | | | | | | |
| 61 | Barnes, Tim | C | 6-4 | 306 | 5/14/1988 | 28 | 5 | Missouri | Longwood, Mo. | FA-'11 |
| 64 | Donnal, Andrew | T | 6-6 | 316 | 3/3/1992 | 24 | 2 | Iowa | Monclova, Ohio | D4-'15 |
| 65 | Rhane, Demetrius | C/G | 6-2 | 301 | 6/22/1992 | 24 | 2 | Tennessee State | Ft. Lauderdale, Fla. | D7D-'14 |
| 68 | Brown, Jamon | G | 6-4 | 323 | 3/15/1993 | 23 | 2 | Louisville | Fern Creek, Ky. | D3A-'15 |
| 69 | Wichmann, Cody | G | 6-5 | 319 | 3/2/1992 | 24 | 2 | Fresno State | Mariposa, Calif. | D6B-'15 |
| 72 | Murphy, Pace | OT | 6-6 | 308 | 3/2/1994 | 22 | R | NW Louisiana | Houston, Texas | FA-'16 |
| 73 | Robinson, Greg | T | 6-5 | 332 | 10/21/1992 | 23 | 3 | Auburn | Thibodaux, La. | D1A-'14 |
| 76 | Saffold, Rodger | G | 6-5 | 332 | 6/6/1988 | 28 | 7 | Indiana | Bedford, Ohio | D2-'10 |
| 79 | Rob Havenstein | T | 6-8 | 321 | 5/13/1992 | 24 | 2 | Wisconsin | Mount Airy, Md. | D2-'15 |
| DEFENSIVE LINE (9) | | | | | | | | | | |
| 90 | Brockers, Michael | DT | 6-5 | 326 | 12/21/1990 | 25 | 5 | LSU | Houston, Texas | D1-'12 |
| 91 | Easley, Dominique | DT | 6-2 | 285 | 2/24/1992 | 24 | 3 | Florida | Staten Island, N.Y. | FA-'16 |
| 92 | Thomas, Cam | DT | 6-4 | 330 | 12/12/1986 | 29 | 7 | North Carolina | Eagle Springs, S.C. | FA-'16 |
| 93 | Westbrooks, Ethan | DL | 6-4 | 267 | 11/15/1990 | 25 | 3 | West Texas A&M | Oakland, Calif. | FA-'14 |
| 94 | Quinn, Robert | DE | 6-4 | 264 | 5/18/1990 | 26 | 6 | North Carolina | Ladson, S.C. | D1-'11 |
| 95 | Hayes, William | DE | 6-3 | 278 | 5/2/1985 | 31 | 9 | Winston-Salem State | High Point, N.C. | UFA (TEN)-'12 |
| 96 | Longacre, Matt | DE | 6-3 | 260 | 9/21/1991 | 24 | 2 | Northwest Missouri St. | Omaha, Nebr. | FA-'15 |
| 97 | Sims, Eugene | DE | 6-6 | 269 | 3/18/1986 | 30 | 7 | West Texas A&M | Mt. Olive, Miss. | D6B-'10 |
| 99 | Donald, Aaron | DT | 6-1 | 285 | 5/23/1991 | 25 | 3 | Pittsburgh | Pittsburgh, Pa. | D1B-'14 |
| LINEBACKERS (5) | | | | | | | | | | |
| 26 | Barron, Mark | LB/S | 6-2 | 213 | 10/27/1989 | 26 | 5 | Alabama | Mobile, Ala. | T(TB)-'14 |
| 52 | Ogletree, Alec | LB | 6-2 | 245 | 9/25/1991 | 24 | 4 | Georgia | Newnan, Ga. | D1B-'13 |
| 54 | Hager, Bryce | LB | 6-1 | 235 | 5/4/1992 | 24 | 2 | Baylor | Austin, Texas | D7A-'15 |
| 58 | Littleton, Cory | LB | 6-3 | 227 | 11/18/1993 | 22 | R | Washington | Spring Valley, Calif. | FA-'16 |
| 59 | Forrest, Josh | LB | 6-3 | 255 | 2/24/1992 | 24 | R | Kentucky | Paducah, Ky. | D6B-'16 |
| SECONDARY (9) | | | | | | | | | | |
| 20 | Joyner, Lamarcus | DB | 5-8 | 184 | 11/27/1990 | 25 | 3 | Florida State | Ft. Lauderdale, Fla. | D2-'14 |
| 21 | Sensabaugh, Coty | DB | 5-11 | 187 | 11/15/1988 | 27 | 5 | Clemson | Kingsport, Tenn. | FA-'16 |
| 22 | Johnson, Trumaine | CB | 6-2 | 208 | 1/1/1990 | 26 | 5 | Montana | Stockton, Calif. | D3-'12 |
| 25 | McDonald, T.J. | S | 6-2 | 217 | 1/26/1991 | 25 | 4 | USC | Fresno, Calif. | D3A-'13 |
| 31 | Alexander, Maurice | S | 6-1 | 220 | 2/16/1991 | 25 | 3 | Utah State | St. Louis, Mo. | D4-'14 |
| 32 | Hill, Troy | CB | 5-11 | 182 | 8/29/1991 | 25 | 2 | Oregon | Ventura, Calif. | W(NE) - '15 |
| 33 | Gaines, E.J. | CB | 5-10 | 190 | 2/23/1992 | 24 | 2 | Missouri | Independence, Mo. | D6A-'14 |
| 38 | Davis, Cody | S | 6-1 | 206 | 6/6/1989 | 27 | 4 | Texas Tech | Stephenville, Texas | FA-'13 |
| 41 | Williams, Steven | CB | 5-10 | 188 | 3/7/1991 | 25 | 3 | California | Dallas, Texas | FA-'16 |
| SPECIALISTS (3) | | | | | | | | | | |
| 4 | Zuerlein, Greg | K | 6-0 | 196 | 12/27/1987 | 28 | 5 | Missouri Western | Lincoln, Nebr. | D6-'12 |
| 6 | Hekker, Johnny | P | 6-5 | 236 | 2/8/1990 | 26 | 5 | Oregon State | Bothell, Wash. | FA-'12 |
| 44 | McQuaide, Jake | LS | 6-2 | 244 | 12/7/1987 | 28 | 6 | Ohio State | Cincinnati, Ohio | FA-'11 |



2016 RAMS TRANSACTIONS

| DATE | NAME | MOVE | DATE | NAME | MOVE |
|-----------|------------------------|-------------------------------|--------------|-----------------------|------------------------------|
| Jan. 5 | G David Arkin | Signed to Reserve/Future List | August 28 | S Michael Caputo | Released |
| Jan. 5 | TE Justice Cunningham | Signed to Reserve/Future List | August 28 | DT Zach Colvin | Released |
| Jan. 5 | LB Zack Hodges | Signed to Reserve/Future List | August 28 | LB Darreon Herring | Released |
| Jan. 5 | FB Zach Laskey | Signed to Reserve/Future List | August 28 | LS Jeff Overbaugh | Released |
| Jan. 5 | WR Deon Long | Signed to Reserve/Future List | August 28 | WR David Richards | Released |
| Jan. 5 | LB Matt Wells | Signed to Reserve/Future List | August 28 | QB Dylan Thompson | Released |
| Feb. 9 | QB Kain Colter | Signed to Reserve/Future List | August 29 | OL Brian Folkerts | Released |
| Feb. 19 | TE Jared Cook | Released | August 29 | FB Zach Laskey | Released |
| Feb. 19 | DE Chris Long | Released | August 29 | WR Marquez North | Released |
| Feb. 19 | LB James Laurinaitis | Released | August 29 | TE Jake Stoneburner | Released |
| Mar. 9 | DB Cody Davis | Re-Signed | August 29 | OL Jordan Swindle | Released |
| Mar. 9 | OL Brian Folkerts | Re-Signed | August 29 | DB Jordan Lomax | Released |
| Mar. 9 | C Tim Barnes | Re-Signed | September 2 | T Isaiah Battle | Released |
| Mar. 9 | CB Trumaine Johnson | Re-Signed (franchise tender) | September 2 | LB Brandon Chubb | Released |
| Mar. 10 | WR Brian Quick | Re-Signed | September 2 | TE Justice Cunningham | Released |
| Mar. 13 | LB/S Mark Barron | Re-Signed | September 2 | DT Morgan Fox | Released |
| Mar. 13 | DE Eugene Sims | Re-Signed | September 2 | DB Rohan Gaines | Released |
| Mar. 14 | CB Coty Sensabaugh | Signed | September 2 | RB Aaron Green | Released |
| Mar. 15 | TE Cory Harkey | Re-Signed | September 2 | WR Austin Hill | Released |
| Mar. 16 | DE William Hayes | Re-Signed | September 2 | CB Michael Jordan | Released |
| Apr. 18 | QB Case Keenum | Re-Signed | September 2 | C Eric Kush | Released |
| Apr. 18 | RB Chase Reynolds | Re-Signed | September 2 | LB Cameron Lynch | Released |
| Apr. 18 | K Greg Zuerlein | Re-Signed | September 2 | RB Terrence Magee | Released |
| May 3 | CB Eric Patterson | Waived | September 2 | WR Paul McRoberts | Released |
| May 6 | K Taylor Bertolet | Signed | September 2 | DE Ian Seau | Released |
| May 6 | LB Brandon Chubb | Signed | September 2 | DB Jabriel Washington | Released |
| May 6 | DL Morgan Fox | Signed | September 2 | WR Duke Williams | Released |
| May 6 | RB Aaron Green | Signed | September 2 | OL Darrell Williams | Placed On Injured Reserve |
| May 6 | DB Rohan Gaines | Signed | September 3 | DB Christian Bryant | Released |
| May 6 | LB Nick Grigsby | Signed | September 3 | DB Jordan Kovacs | Released |
| May 6 | LB Darreon Herring | Signed | September 3 | DB Marcus Roberson | Released |
| May 6 | WR Michael Jordan | Signed | September 3 | LB Akeem Ayers | Released |
| May 6 | LB Cory Littleton | Signed | September 3 | DT Cam Thomas | Released |
| May 6 | DB Jordan Lomax | Signed | September 3 | OL Garrett Reynolds | Placed On Injured Reserve |
| May 6 | WR Paul McRoberts | Signed | September 4 | T Isaiah Battle | Signed to Practice Squad |
| May 6 | OL Pace Murphy | Signed | September 4 | LB Brandon Chubb | Signed to Practice Squad |
| May 6 | WR Marquez North | Signed | September 4 | DE Morgan Fox | Signed to Practice Squad |
| May 6 | DL Kache Palacio | Signed | September 4 | RB Aaron Green | Signed to Practice Squad |
| May 6 | DB Brian Randolph | Signed | September 4 | DB Michael Jordan | Signed to Practice Squad |
| May 6 | DL Ian Seau | Signed | September 4 | RB Terrence Magee | Signed to Practice Squad |
| May 6 | WR Nelson Spruce | Signed | September 4 | WR Paul McRoberts | Signed to Practice Squad |
| May 6 | OL Jordan Swindle | Signed | September 5 | DB Blake Countess | Signed to Practice Squad |
| May 9 | WR Isiah Ferguson | Waived | September 5 | DB Isaiah Johnson | Signed to Practice Squad |
| May 9 | WR J.J. Worton | Signed | September 5 | TE Bryce Williams | Signed to Practice Squad |
| May 10 | DB Winston Rose | Waived | September 6 | OL David Arkin | Waived |
| May 10 | WR Nick Toon | Waived | September 6 | DT Cam Thomas | Signed |
| May 10 | DB Jabriel Washington | Signed | September 8 | RB Terrence Magee | Released from Practice Squad |
| May 10 | WR Duke Williams | Signed | September 8 | OL David Arkin | Signed to Practice Squad |
| May 18 | DL Kache Palacio | Waived | September 8 | LB Nicholas Grigsby | Waived |
| May 18 | DT Dominique Easley | Signed | September 8 | CB Steve Williams | Signed |
| June 7 | WR Kain Colter | Waived | September 9 | OL Garrett Reynolds | Injury Settlement |
| June 7 | LB Zack Hodges | Waived | September 11 | LB Brandon Chubb | Released from Practice Squad |
| June 7 | DT Doug Worthington | Waived | September 11 | LB Nicholas Grigsby | Signed to Practice Squad |
| June 7 | WR Stedman Bailey | Reserve/Non-Football Injury | | | |
| June 7 | TE Benson Browne | Signed | | | |
| June 7 | RB Terrence Magee | Signed | | | |
| June 7 | DT Cam Thomas | Signed | | | |
| June 7 | QB Dylan Thompson | Signed | | | |
| June 9 | WR Pharoah Cooper | Signed | | | |
| June 9 | LB Josh Forrest | Signed | | | |
| June 9 | QB Jared Goff | Signed | | | |
| June 9 | TE Temarrick Hemingway | Signed | | | |
| June 9 | TE Tyler Higbee | Signed | | | |
| June 9 | WR Mike Thomas | Signed | | | |
| June 9 | DT Louis Trinca-Pasat | Waived/Injured | | | |
| June 9 | LS Jeff Overbaugh | Signed | | | |
| June 24 | LB Matt Wells | Waived | | | |
| June 24 | WR J.J. Worton | Waived | | | |
| July 27 | QB Nick Foles | Released | | | |
| July 27 | T Rob Havenstein | Active/PUP | | | |
| July 31 | WR Deon Long | Released | | | |
| August 1 | WR Austin Hill | Signed | | | |
| August 1 | WR David Richards | Signed | | | |
| August 3 | TE Jake Stoneburner | Signed | | | |
| August 4 | DB Jordan Kovacs | Signed | | | |
| August 9 | DT Zach Colvin | Signed | | | |
| August 15 | S Brian Randolph | Waived/Injured | | | |
| August 15 | S Michael Caputo | Signed | | | |
| August 28 | K Taylor Bertolet | Released | | | |
| August 28 | TE Benson Browne | Released | | | |



HOW THE 2016 RAMS WERE BUILT

| | DRAFTEES (30) | FREE AGENTS (20) | TRADES/WAIVERS (3) |
|-------------|--|---|---|
| 2016 | QB Jared Goff (1) TE Tyler Higbee (4a) WR Pharoh Cooper (4b) TE Temarrick Hemingway (6a) LB Josh Forrest (6b) WR Michael Thomas (6c) | DT Dominique Easley (FA) LB Cory Littleton (UDFA) OT Pace Murphy (UDFA) CB Coty Sensabaugh (FA) WR Nelson Spruce (UDFA) DT Cam Thomas (FA) CB Steve Williams (FA) | |
| 2015 | RB Todd Gurley (1) T Rob Havenstein (2) G Jamon Brown (3a) QB Sean Mannion (3b) T Andrew Donnal (4) G Cody Wichmann (6b) LB Bryce Hager (7a) | RB Malcolm Brown (UDFA) DE Matt Longacre (UDFA) WR Bradley Marquez (UDFA) | CB Troy Hill (W-NE) QB Case Keenum (T-HOU) |
| 2014 | T Greg Robinson (1a) DT Aaron Donald (1b) DB Lamarcus Joyner (2) S Maurice Alexander (4) CB E.J. Gaines (6a) C/G Demetrius Rhaney (7d) | WR Kenny Britt (UFA-TEN) DL Ethan Westbrooks (UDFA) RB Benny Cunningham (UDFA) S Cody Davis (UDFA) | LB/S Mark Barron (T-TB) |
| 2013 | WR Tavon Austin (1a) LB Alec Ogletree (1b) S T.J. McDonald (3a) | TE Cory Harkey (UDFA) DE William Hayes (UFA-TEN) P Johnny Hekker (UDFA) | |
| 2012 | DT Michael Brockers (1) WR Brian Quick (2a) CB Trumaine Johnson (3) K Greg Zuerlein (6) | C Tim Barnes (FA) LS Jake McQuaide (UDFA) RB Chase Reynolds (UDFA) | |
| 2011 | DE Robert Quinn (1) TE Lance Kendricks (2) | | |
| 2010 | OL Rodger Saffold (2) DE Eugene Sims (6b) | | |

FA - Free Agent; **UFA** - Unrestricted Free Agent; **UDFA** - Undrafted Free Agent; **RFA** - Restricted Free Agent; **W** - Waivers; **T**- Trade



2016 RAMS PARTICIPATION

| NO. | PLAYER | 2016 | | | | 1 | 2 | 3 | 4 | 5 | 6 | 7 | 8 | 9 | 10 | 11 | 12 | 13 | 14 | 15 | 16 |
|-----|---------------------|------|----|---|----|-----|---|---|---|---|---|---|---|---|----|----|----|----|----|----|----|
| | | GP | GS | D | IA | | | | | | | | | | | | | | | | |
| 4 | Greg Zuerlein | 1 | 0 | 0 | 0 | P | | | | | | | | | | | | | | | |
| 6 | Johnny Hekker | 1 | 0 | 0 | 0 | P | | | | | | | | | | | | | | | |
| 8 | Paul McRoberts | 0 | 0 | 0 | 0 | PS | | | | | | | | | | | | | | | |
| 10 | Pharoh Cooper | 0 | 0 | 0 | 1 | I | | | | | | | | | | | | | | | |
| 11 | Tavon Austin | 1 | 1 | 0 | 0 | GS | | | | | | | | | | | | | | | |
| 13 | Michael Thomas | 1 | 0 | 0 | 0 | P | | | | | | | | | | | | | | | |
| 14 | Sean Mannion | 0 | 0 | 1 | 0 | DNP | | | | | | | | | | | | | | | |
| 15 | Bradley Marquez | 1 | 0 | 0 | 0 | P | | | | | | | | | | | | | | | |
| 16 | Jared Goff | 0 | 0 | 0 | 1 | I | | | | | | | | | | | | | | | |
| 17 | Case Keenum | 1 | 1 | 0 | 0 | GS | | | | | | | | | | | | | | | |
| 18 | Kenny Britt | 1 | 1 | 0 | 0 | GS | | | | | | | | | | | | | | | |
| 20 | Lamarus Joyner | 1 | 1 | 0 | 0 | GS | | | | | | | | | | | | | | | |
| 21 | Coty Sensabaugh | 1 | 1 | 0 | 0 | GS | | | | | | | | | | | | | | | |
| 22 | Trumaine Johnson | 1 | 1 | 0 | 0 | GS | | | | | | | | | | | | | | | |
| 23 | Benny Cunningham | 1 | 0 | 0 | 0 | P | | | | | | | | | | | | | | | |
| 24 | Blake Countess | 0 | 0 | 0 | 0 | PS | | | | | | | | | | | | | | | |
| 25 | T.J. McDonald | 1 | 1 | 0 | 0 | GS | | | | | | | | | | | | | | | |
| 26 | Mark Barron | 1 | 1 | 0 | 0 | GS | | | | | | | | | | | | | | | |
| 27 | Isaiah Johnson | 0 | 0 | 0 | 0 | PS | | | | | | | | | | | | | | | |
| 30 | Todd Gurley | 1 | 1 | 0 | 0 | GS | | | | | | | | | | | | | | | |
| 31 | Maurice Alexander | 1 | 1 | 0 | 0 | GS | | | | | | | | | | | | | | | |
| 32 | Troy Hill | 1 | 0 | 0 | 0 | P | | | | | | | | | | | | | | | |
| 33 | E.J. Gaines | 0 | 0 | 0 | 1 | I | | | | | | | | | | | | | | | |
| 34 | Chase Reynolds | 1 | 0 | 0 | 0 | P | | | | | | | | | | | | | | | |
| 35 | Michael Jordan | 0 | 0 | 0 | 0 | PS | | | | | | | | | | | | | | | |
| 36 | Aaron Green | 0 | 0 | 0 | 0 | PS | | | | | | | | | | | | | | | |
| 38 | Cody Davis | 1 | 0 | 0 | 0 | GP | | | | | | | | | | | | | | | |
| 39 | Malcolm Brown | 1 | 0 | 0 | 0 | GP | | | | | | | | | | | | | | | |
| 41 | Steve Williams | 0 | 0 | 0 | 1 | I | | | | | | | | | | | | | | | |
| 44 | Jake McQuaide | 1 | 0 | 0 | 0 | GP | | | | | | | | | | | | | | | |
| 46 | Cory Harkey | 1 | 1 | 0 | 0 | GS | | | | | | | | | | | | | | | |
| 52 | Alec Ogletree | 1 | 1 | 0 | 0 | GS | | | | | | | | | | | | | | | |
| 54 | Bryce Hager | 1 | 0 | 0 | 0 | GP | | | | | | | | | | | | | | | |
| 55 | Nicholas Grigsby | 0 | 0 | 0 | 0 | PS | | | | | | | | | | | | | | | |
| 58 | Cory Littleton | 1 | 0 | 0 | 0 | GP | | | | | | | | | | | | | | | |
| 59 | Josh Forrest | 1 | 0 | 0 | 0 | GP | | | | | | | | | | | | | | | |
| 61 | Tim Barnes | 1 | 1 | 0 | 0 | GS | | | | | | | | | | | | | | | |
| 64 | Andrew Donnal | 1 | 0 | 0 | 0 | GP | | | | | | | | | | | | | | | |
| 65 | Demetrius Rhaney | 1 | 0 | 0 | 0 | GP | | | | | | | | | | | | | | | |
| 66 | David Arkin | 0 | 0 | 0 | 0 | PS | | | | | | | | | | | | | | | |
| 68 | Jamon Brown | 1 | 0 | 0 | 0 | GP | | | | | | | | | | | | | | | |
| 69 | Cody Wichmann | 1 | 1 | 0 | 0 | GS | | | | | | | | | | | | | | | |
| 70 | Morgan Fox | 0 | 0 | 0 | 0 | PS | | | | | | | | | | | | | | | |
| 72 | Pace Murphy | 0 | 0 | 0 | 1 | I | | | | | | | | | | | | | | | |
| 73 | Greg Robinson | 1 | 1 | 0 | 0 | GS | | | | | | | | | | | | | | | |
| 76 | Rodger Saffold | 1 | 1 | 0 | 0 | GS | | | | | | | | | | | | | | | |
| 77 | Isaiah Battle | 0 | 0 | 0 | 0 | PS | | | | | | | | | | | | | | | |
| 79 | Rob Havenstein | 1 | 1 | 0 | 0 | GS | | | | | | | | | | | | | | | |
| 81 | Bryce Williams | 0 | 0 | 0 | 0 | PS | | | | | | | | | | | | | | | |
| 83 | Brian Quick | 1 | 0 | 0 | 0 | GP | | | | | | | | | | | | | | | |
| 84 | Temarrick Hemingway | 0 | 0 | 1 | 0 | DNP | | | | | | | | | | | | | | | |
| 86 | Nelson Spruce | 0 | 0 | 0 | 1 | I | | | | | | | | | | | | | | | |
| 88 | Lance Kendricks | 1 | 1 | 0 | 0 | GS | | | | | | | | | | | | | | | |
| 89 | Tyler Higbee | 1 | 0 | 0 | 0 | GP | | | | | | | | | | | | | | | |
| 90 | Michael Brockers | 1 | 1 | 0 | 0 | GS | | | | | | | | | | | | | | | |
| 91 | Dominique Easley | 1 | 0 | 0 | 0 | GP | | | | | | | | | | | | | | | |
| 92 | Cam Thomas | 1 | 0 | 0 | 0 | GP | | | | | | | | | | | | | | | |
| 93 | Ethan Westbrooks | 1 | 0 | 0 | 0 | GP | | | | | | | | | | | | | | | |
| 94 | Robert Quinn | 1 | 1 | 0 | 0 | GS | | | | | | | | | | | | | | | |
| 95 | William Hayes | 1 | 1 | 0 | 0 | GS | | | | | | | | | | | | | | | |
| 96 | Matt Longacre | 0 | 0 | 0 | 1 | I | | | | | | | | | | | | | | | |
| 97 | Eugene Sims | 1 | 0 | 0 | 0 | GP | | | | | | | | | | | | | | | |
| 99 | Aaron Donald | 1 | 1 | 0 | 0 | GS | | | | | | | | | | | | | | | |

(Pos) - Starter; X - Reserve; DNP - Did Not Play; IA - Inactive; IR - Injured Reserve; PS - Practice Squad; O - Not on Roster; U - Unsigned; E - Roster

Exemption; PUP - Physically Unable to Perform; GP - Games Played; GS - Started; D - Did Not Play; IA - Inactive; SUS - Reserve/Suspended; NFI - Non Football Injury List;

CEX - Reserve/Commissioners Exempt; US - Reserve/Unsigned



2016 RAMS STATS

Won 0, Lost 1

9/12 L 28-0 San Francisco 49ers

Rams 10 Opponent 28

Total First Downs

| | | |
|--------------------------|----------------|---------------|
| Rushing | 4 | 11 |
| Passing | 6 | 10 |
| Penalty | 0 | 7 |
| 3rd Down: Made/Att | 3/15 | 8/17 |
| 3rd Down Pct. | 20.0% | 47.1% |
| 4th Down: Made/Att | 1/2 | 1/2 |
| 4th Down Pct. | 50.0% | 50.0% |
| Possession Avg. | 27:50 | 32:10 |
| Total Net Yards | 185 | 320 |
| Avg. Per Game | 185.0 | 320.0 |
| Total Plays | 60 | 77 |
| Avg. Per Play | 3.1 | 4.2 |
| Net Yards Rushing | 65 | 150 |
| Avg. Per Game | 65.0 | 150.0 |
| Total Rushes | 23 | 42 |
| Net Yards Passing | 120 | 170 |
| Avg. Per Game | 120.0 | 170.0 |
| Sacked/Yards Lost | 2/10 | 0/0 |
| Gross Yards | 130 | 170 |
| Attempts/Completions | 35/17 | 35/22 |
| Completion Pct. | 48.6% | 62.9% |
| Had Intercepted | 2 | 0 |
| Punts/Average | 10/43.1 | 7/45.6 |
| Net Punting Avg. | 42.0 | 40.1 |
| Penalties/Yards | 10/102 | 2/10 |
| Fumbles/Ball Lost | 0/0 | 2/1 |
| Touchdowns | 0 | 4 |
| Rushing | 0 | 3 |
| Passing | 0 | 1 |
| Returns | 0 | 0 |

| | | | | | | |
|-------------------------|-----------|-----------|-----------|-----------|-----------|------------|
| Score By Periods | Q1 | Q2 | Q3 | Q4 | OT | Pts |
| Rams | 0 | 0 | 0 | 0 | 0 | 0 |
| Opponents | 7 | 7 | 0 | 14 | 0 | 28 |

| | | | | | | | | |
|----------------|-----------|-----------|-----------|-----------|------------|-----------|------------|------------|
| Scoring | TD | Ru | Pa | Rt | PAT | FG | 2Pt | Pts |
| Rams | 0 | 0 | 0 | 0 | 0/0 | 0/0 | 0 | 0 |
| Opponents | 4 | 3 | 1 | 0 | 4/4 | 0/0 | 0 | 28 |

2-Pt. Conversions: Rams 0/0, Opponents: 0/0

Sacks:

Team: 0.0, Opponents: 2.0

| | | | | | |
|------------------|------------|------------|------------|-------------|-----------|
| Rushing | No. | Yds | Avg | Long | TD |
| T.Gurley | 17 | 47 | 2.8 | 10 | 0 |
| C.Keenum | 3 | 10 | 3.3 | 6 | 0 |
| M.Brown | 1 | 5 | 5.0 | 5 | 0 |
| T.Austin | 1 | 2 | 2.0 | 2 | 0 |
| B.Cunningham | 1 | 1 | 1.0 | 1 | 0 |
| Team | 23 | 65 | 2.8 | 10 | 0 |
| Opponents | 42 | 150 | 3.6 | 18 | 3 |

| | | | | | |
|------------------|------------|------------|------------|-------------|-----------|
| Receiving | No. | Yds | Avg | Long | TD |
| K.Britt | 4 | 67 | 16.8 | 22 | 0 |
| T.Austin | 4 | 13 | 3.3 | 5 | 0 |
| B.Quick | 3 | 23 | 7.7 | 15 | 0 |
| L.Kendricks | 2 | 15 | 7.5 | 9 | 0 |
| M.Brown | 1 | 8 | 8.0 | 8 | 0 |
| B.Cunningham | 1 | 7 | 7.0 | 7 | 0 |
| T.Higbee | 1 | 2 | 2.0 | 2 | 0 |
| T.Gurley | 1 | -5 | -5.0 | -5 | 0 |
| Team | 17 | 130 | 7.6 | 22 | 0 |
| Opponents | 22 | 170 | 7.7 | 35 | 1 |

| | | | | | |
|----------------------|------------|------------|------------|-------------|-----------|
| Interceptions | No. | Yds | Avg | Long | TD |
| - | - | - | - | - | - |
| Team | 0 | 0 | 0.0 | 0 | 0 |
| Opponents | 2 | 5 | 2.5 | 5 | 0 |

| | | | | | | | | |
|------------------|-----------|------------|-------------|-------------|-----------|-----------|-----------|----------|
| Punting | No | Yds | Avg | Net | TB | In | Lg | B |
| J.Hekker | 10 | 431 | 43.1 | 42.0 | 0 | 4 | 54 | 0 |
| Team | 10 | 431 | 43.1 | 42.0 | 0 | 4 | 54 | 0 |
| Opponents | 7 | 319 | 45.6 | 40.1 | 0 | 1 | 52 | 0 |

| | | | | | | |
|---------------------|------------|-----------|------------|------------|-------------|-----------|
| Punt Returns | Ret | FC | Yds | Avg | Long | TD |
| T.Austin | 4 | 3 | 38 | 9.5 | 28 | 0 |
| Team | 4 | 3 | 38 | 9.5 | 28 | 0 |
| Opponents | 2 | 7 | 11 | 5.5 | 7 | 0 |

| | | | | | |
|------------------------|------------|------------|-------------|-------------|-----------|
| Kickoff Returns | No. | Yds | Avg | Long | TD |
| B.Cunningham | 2 | 59 | 29.5 | 32 | 0 |
| Team | 2 | 59 | 29.5 | 32 | 0 |
| Opponents | 0 | 0 | 0.0 | 0 | 0 |

| | | | | | |
|--------------------|-------------|--------------|--------------|--------------|------------|
| Field Goals | 1-19 | 20-29 | 30-39 | 40-49 | 50+ |
| - | -/- | -/- | -/- | -/- | -/- |
| Team | -/- | -/- | -/- | -/- | -/- |
| Opponents | -/- | -/- | -/- | -/- | -/- |

Fumbles Lost:

Total: 0

Opponent Fumble Recoveries: T. Johnson1, **Total: 1**

| | | | | | | | | | | | | |
|------------------|------------|------------|------------|--------------|----------------|-----------|-------------|------------|-------------|-------------|-------------------|---------------|
| Passing | Att | Cmp | Yds | Cmp% | Yds/Att | TD | TD% | Int | Int% | Long | Sack /Lost | Rating |
| C.Keenum | 35 | 17 | 130 | 48.6% | 3.7 | 0 | 0.0% | 2 | 5.7% | 22 | 2/10 | 34.2 |
| Rams | 35 | 17 | 130 | 48.6% | 3.7 | 0 | 0.0% | 2 | 5.7% | 22 | 2/10 | 34.2 |
| Opponents | 35 | 22 | 170 | 62.9% | 4.9 | 1 | 2.9% | 0 | 0.0% | 35 | 0/0 | 84.2 |



2015 RAMS DEFENSIVE STATS

| Los Angeles Rams | Regular Defensive Plays | | | | | | | | | | | | Special Teams | | | | | Misc | |
|------------------|-------------------------|----------|-----------|----------|----------|----------|----------|----------|----------|----------|----------|--|---------------|----------|----------|----------|----------|----------|----------|
| | TKL | AST | COMB | SK | / YDS | TFL | Q | IN | PD | FF | FR | | TKL | AST | FF | FR | BL | TKL | AST |
| A.Ogletree | 11 | 1 | 12 | 0 | 0 | 0 | 0 | 0 | 1 | 0 | 0 | | 0 | 0 | 0 | 0 | 0 | 0 | 0 |
| C.Sensabaugh | 9 | 0 | 9 | 0 | 0 | 1 | 0 | 0 | 0 | 1 | 0 | | 0 | 0 | 0 | 0 | 0 | 0 | 0 |
| T.McDonald | 8 | 0 | 8 | 0 | 0 | 4 | 0 | 0 | 0 | 0 | 0 | | 0 | 0 | 0 | 0 | 0 | 0 | 0 |
| L.Joyner | 6 | 1 | 7 | 0 | 0 | 1 | 0 | 0 | 0 | 0 | 0 | | 0 | 0 | 0 | 0 | 0 | 0 | 0 |
| W.Hayes | 4 | 1 | 5 | 0 | 0 | 1 | 0 | 0 | 0 | 0 | 0 | | 0 | 0 | 0 | 0 | 0 | 0 | 0 |
| A.Donald | 3 | 0 | 3 | 0 | 0 | 0 | 1 | 0 | 0 | 0 | 0 | | 0 | 0 | 0 | 0 | 0 | 0 | 0 |
| M.Alexander | 3 | 0 | 3 | 0 | 0 | 0 | 0 | 0 | 1 | 0 | 0 | | 0 | 0 | 0 | 0 | 0 | 0 | 0 |
| D.Easley | 3 | 0 | 3 | 0 | 0 | 0 | 0 | 0 | 0 | 1 | 0 | | 0 | 0 | 0 | 0 | 0 | 0 | 0 |
| M.Barron | 2 | 1 | 3 | 0 | 0 | 0 | 0 | 0 | 2 | 0 | 0 | | 0 | 0 | 0 | 0 | 0 | 0 | 0 |
| T.Johnson | 2 | 1 | 3 | 0 | 0 | 0 | 0 | 0 | 0 | 0 | 1 | | 0 | 0 | 0 | 0 | 0 | 0 | 0 |
| R.Quinn | 2 | 0 | 2 | 0 | 0 | 0 | 0 | 0 | 0 | 0 | 0 | | 0 | 0 | 0 | 0 | 0 | 0 | 0 |
| M.Brockers | 2 | 0 | 2 | 0 | 0 | 0 | 0 | 0 | 0 | 0 | 0 | | 0 | 0 | 0 | 0 | 0 | 0 | 0 |
| C.Thomas | 1 | 0 | 1 | 0 | 0 | 0 | 0 | 0 | 0 | 0 | 0 | | 0 | 0 | 0 | 0 | 0 | 0 | 0 |
| E.Sims | 1 | 0 | 1 | 0 | 0 | 0 | 0 | 0 | 0 | 0 | 0 | | 0 | 0 | 0 | 0 | 0 | 0 | 0 |
| E.Westbrooks | 1 | 0 | 1 | 0 | 0 | 1 | 0 | 0 | 0 | 0 | 0 | | 0 | 0 | 0 | 0 | 0 | 0 | 0 |
| C.Reynolds | 0 | 0 | 0 | 0 | 0 | 0 | 0 | 0 | 0 | 0 | 0 | | 2 | 0 | 0 | 0 | 0 | 0 | 0 |
| R.Saffold | 0 | 0 | 0 | 0 | 0 | 0 | 0 | 0 | 0 | 0 | 0 | | 0 | 0 | 0 | 0 | 0 | 1 | 0 |
| G.Robinson | 0 | 0 | 0 | 0 | 0 | 0 | 0 | 0 | 0 | 0 | 0 | | 0 | 0 | 0 | 0 | 0 | 1 | 0 |
| Total | 58 | 5 | 63 | 0 | 0 | 8 | 1 | 0 | 4 | 2 | 1 | | 2 | 0 | 0 | 0 | 0 | 2 | 0 |

Based on pressbox stats





MISCELLANEOUS STATS

2016 TEAM STATISTICS | LOS ANGELES RAMS

| | @SF | SEA | @TB | @ARI | BUF | @DET | NYG | CAR | @NYJ | MIA | @NO | @NE | ATL | @SEA | SF | AZ |
|------------------------|-------|------|------|------|------|------|------|------|------|------|------|------|------|------|------|------|
| SCORING SUMMARY | | | | | | | | | | | | | | | | |
| 1st Qtr. | 0 | - | - | - | - | - | - | - | - | - | - | - | - | - | - | - |
| 2nd Qtr. | 0 | - | - | - | - | - | - | - | - | - | - | - | - | - | - | - |
| 3rd Qtr. | 0 | - | - | - | - | - | - | - | - | - | - | - | - | - | - | - |
| 4th Qtr. | 0 | - | - | - | - | - | - | - | - | - | - | - | - | - | - | - |
| OT | 0 | - | - | - | - | - | - | - | - | - | - | - | - | - | - | - |
| FIRST DOWNS | | | | | | | | | | | | | | | | |
| T | 10 | - | - | - | - | - | - | - | - | - | - | - | - | - | - | - |
| R | 4 | - | - | - | - | - | - | - | - | - | - | - | - | - | - | - |
| PA | 6 | - | - | - | - | - | - | - | - | - | - | - | - | - | - | - |
| PE | 0 | - | - | - | - | - | - | - | - | - | - | - | - | - | - | - |
| TOTAL OFFENSE | | | | | | | | | | | | | | | | |
| Yds | 185 | - | - | - | - | - | - | - | - | - | - | - | - | - | - | - |
| R | 65 | - | - | - | - | - | - | - | - | - | - | - | - | - | - | - |
| P | 120 | - | - | - | - | - | - | - | - | - | - | - | - | - | - | - |
| Sacks (Yds.) | 2(10) | -(-) | -(-) | -(-) | -(-) | -(-) | -(-) | -(-) | -(-) | -(-) | -(-) | -(-) | -(-) | -(-) | -(-) | -(-) |
| PASSING | | | | | | | | | | | | | | | | |
| Att. | 17 | - | - | - | - | - | - | - | - | - | - | - | - | - | - | - |
| Cmp. | 35 | - | - | - | - | - | - | - | - | - | - | - | - | - | - | - |
| Int. | 2 | - | - | - | - | - | - | - | - | - | - | - | - | - | - | - |
| INTs BY RAMS | | | | | | | | | | | | | | | | |
| No. | 0 | - | - | - | - | - | - | - | - | - | - | - | - | - | - | - |
| Yds. | 0 | - | - | - | - | - | - | - | - | - | - | - | - | - | - | - |
| Lg. | 0 | - | - | - | - | - | - | - | - | - | - | - | - | - | - | - |
| TD.- | 0 | - | - | - | - | - | - | - | - | - | - | - | - | - | - | - |
| PUNT | | | | | | | | | | | | | | | | |
| No. | 10 | - | - | - | - | - | - | - | - | - | - | - | - | - | - | - |
| Yds. | 431 | - | - | - | - | - | - | - | - | - | - | - | - | - | - | - |
| Avg. | 43.1 | - | - | - | - | - | - | - | - | - | - | - | - | - | - | - |
| PUNTS RETURNS | | | | | | | | | | | | | | | | |
| No. | 4 | - | - | - | - | - | - | - | - | - | - | - | - | - | - | - |
| Yds. | 38 | - | - | - | - | - | - | - | - | - | - | - | - | - | - | - |
| FC | 3 | - | - | - | - | - | - | - | - | - | - | - | - | - | - | - |
| Lg. | 28 | - | - | - | - | - | - | - | - | - | - | - | - | - | - | - |
| TD | 0 | - | - | - | - | - | - | - | - | - | - | - | - | - | - | - |
| KO RETURNS | | | | | | | | | | | | | | | | |
| No. | 2 | - | - | - | - | - | - | - | - | - | - | - | - | - | - | - |
| Yds. | 59 | - | - | - | - | - | - | - | - | - | - | - | - | - | - | - |
| Lg. | 32 | - | - | - | - | - | - | - | - | - | - | - | - | - | - | - |
| TD. | 0 | - | - | - | - | - | - | - | - | - | - | - | - | - | - | - |
| PENALTIES | | | | | | | | | | | | | | | | |
| No. | 10 | - | - | - | - | - | - | - | - | - | - | - | - | - | - | - |
| Yds. | 102 | - | - | - | - | - | - | - | - | - | - | - | - | - | - | - |
| FUMBLES | | | | | | | | | | | | | | | | |
| No. | 0 | - | - | - | - | - | - | - | - | - | - | - | - | - | - | - |
| Lost | 0 | - | - | - | - | - | - | - | - | - | - | - | - | - | - | - |
| SCORING | | | | | | | | | | | | | | | | |
| TDs | 0 | - | - | - | - | - | - | - | - | - | - | - | - | - | - | - |
| R | 0 | - | - | - | - | - | - | - | - | - | - | - | - | - | - | - |
| P | 0 | - | - | - | - | - | - | - | - | - | - | - | - | - | - | - |
| RT | 0 | - | - | - | - | - | - | - | - | - | - | - | - | - | - | - |
| PAT (Made/Att) | 0/0 | - | - | - | - | - | - | - | - | - | - | - | - | - | - | - |
| 2 PT (Made/Att) | 0/0 | - | - | - | - | - | - | - | - | - | - | - | - | - | - | - |
| FG (Made/Att) | 0/0 | - | - | - | - | - | - | - | - | - | - | - | - | - | - | - |



2016 TEAM STATISTICS | OPPONENTS

| | @SF | SEA | @TB | @ARI | BUF | @DET | NYG | CAR | @NYJ | MIA | @NO | @NE | ATL | @SEA | SF | AZ |
|-------------------------|------|------|------|------|------|------|------|------|------|------|------|------|------|------|------|------|
| SCORING SUMMARY | | | | | | | | | | | | | | | | |
| 1st Qtr. | 7 | - | - | - | - | - | - | - | - | - | - | - | - | - | - | - |
| 2nd Qtr. | 7 | - | - | - | - | - | - | - | - | - | - | - | - | - | - | - |
| 3rd Qtr. | 0 | - | - | - | - | - | - | - | - | - | - | - | - | - | - | - |
| 4th Qtr. | 14 | - | - | - | - | - | - | - | - | - | - | - | - | - | - | - |
| OT | - | - | - | - | - | - | - | - | - | - | - | - | - | - | - | - |
| FIRST DOWNS | | | | | | | | | | | | | | | | |
| T | 28 | - | - | - | - | - | - | - | - | - | - | - | - | - | - | - |
| R | 11 | - | - | - | - | - | - | - | - | - | - | - | - | - | - | - |
| PA | 10 | - | - | - | - | - | - | - | - | - | - | - | - | - | - | - |
| PE | 7 | - | - | - | - | - | - | - | - | - | - | - | - | - | - | - |
| TOTAL OFFENSE | | | | | | | | | | | | | | | | |
| Yds | 320 | - | - | - | - | - | - | - | - | - | - | - | - | - | - | - |
| R | 150 | - | - | - | - | - | - | - | - | - | - | - | - | - | - | - |
| P | 170 | - | - | - | - | - | - | - | - | - | - | - | - | - | - | - |
| Sacks (Yds.) | 0(0) | -(-) | -(-) | -(-) | -(-) | -(-) | -(-) | -(-) | -(-) | -(-) | -(-) | -(-) | -(-) | -(-) | -(-) | -(-) |
| PASSING | | | | | | | | | | | | | | | | |
| Att. | 22 | - | - | - | - | - | - | - | - | - | - | - | - | - | - | - |
| Cmp. | 35 | - | - | - | - | - | - | - | - | - | - | - | - | - | - | - |
| Int. | 0 | - | - | - | - | - | - | - | - | - | - | - | - | - | - | - |
| INTs BY OPPONENT | | | | | | | | | | | | | | | | |
| No. | 2 | - | - | - | - | - | - | - | - | - | - | - | - | - | - | - |
| Yds. | 5 | - | - | - | - | - | - | - | - | - | - | - | - | - | - | - |
| Lg. | 5 | - | - | - | - | - | - | - | - | - | - | - | - | - | - | - |
| TD. | 0 | - | - | - | - | - | - | - | - | - | - | - | - | - | - | - |
| PUNT | | | | | | | | | | | | | | | | |
| No. | 7 | - | - | - | - | - | - | - | - | - | - | - | - | - | - | - |
| Yds. | 319 | - | - | - | - | - | - | - | - | - | - | - | - | - | - | - |
| Avg. | 45.6 | - | - | - | - | - | - | - | - | - | - | - | - | - | - | - |
| PUNTS RETURNS | | | | | | | | | | | | | | | | |
| No. | 2 | - | - | - | - | - | - | - | - | - | - | - | - | - | - | - |
| Yds. | 11 | - | - | - | - | - | - | - | - | - | - | - | - | - | - | - |
| FC | 7 | - | - | - | - | - | - | - | - | - | - | - | - | - | - | - |
| Lg. | 7 | - | - | - | - | - | - | - | - | - | - | - | - | - | - | - |
| TD | 0 | - | - | - | - | - | - | - | - | - | - | - | - | - | - | - |
| KO RETURNS | | | | | | | | | | | | | | | | |
| No. | 0 | - | - | - | - | - | - | - | - | - | - | - | - | - | - | - |
| Yds. | 0 | - | - | - | - | - | - | - | - | - | - | - | - | - | - | - |
| Lg. | 0 | - | - | - | - | - | - | - | - | - | - | - | - | - | - | - |
| TD. | 0 | - | - | - | - | - | - | - | - | - | - | - | - | - | - | - |
| PENALTIES | | | | | | | | | | | | | | | | |
| No. | 2 | - | - | - | - | - | - | - | - | - | - | - | - | - | - | - |
| Yds. | 10 | - | - | - | - | - | - | - | - | - | - | - | - | - | - | - |
| FUMBLES | | | | | | | | | | | | | | | | |
| No. | 2 | - | - | - | - | - | - | - | - | - | - | - | - | - | - | - |
| Lost | 1 | - | - | - | - | - | - | - | - | - | - | - | - | - | - | - |
| SCORING | | | | | | | | | | | | | | | | |
| TDs | 4 | - | - | - | - | - | - | - | - | - | - | - | - | - | - | - |
| R | 3 | - | - | - | - | - | - | - | - | - | - | - | - | - | - | - |
| P | 1 | - | - | - | - | - | - | - | - | - | - | - | - | - | - | - |
| RT | 0 | - | - | - | - | - | - | - | - | - | - | - | - | - | - | - |
| PAT (Made/Att) | 4/4 | - | - | - | - | - | - | - | - | - | - | - | - | - | - | - |
| 2 PT (Made/Att) | 0/0 | - | - | - | - | - | - | - | - | - | - | - | - | - | - | - |
| FG (Made/Att) | 0/0 | - | - | - | - | - | - | - | - | - | - | - | - | - | - | - |



Los Angeles Rams vs San Francisco 49ers
9/12/2016 at Levi's Stadium

Ball Possession And Drive Chart

Los Angeles Rams

| # | Time Recd | Time Lost | Time Poss | How Ball Obtained | Drive Began | # Play | Yds Gain | Yds Pen | Net Yds | 1st Down | Last Scrm | How Given Up |
|----|-----------|-----------|-----------|-------------------|-------------|--------|----------|---------|---------|----------|-----------|--------------|
| 1 | 15:00 | 11:20 | 3:40 | Kickoff | LA 25 | 8 | 29 | 0 | 29 | 2 | SF 46 | Punt |
| 2 | 8:55 | 6:42 | 2:13 | Punt | LA 9 | 3 | -4 | 0 | -4 | 0 | LA 5 | Punt |
| 3 | 3:24 | 1:44 | 1:40 | Kickoff | LA 21 | 3 | 6 | 0 | 6 | 0 | LA 27 | Punt |
| 4 | 14:10 | 11:00 | 3:10 | Downs | LA 36 | 6 | 24 | -15 | 9 | 2 | LA 45 | Interception |
| 5 | 8:16 | 5:26 | 2:50 | Kickoff | LA 25 | 5 | 29 | 0 | 29 | 1 | SF 46 | Punt |
| 6 | 3:17 | 2:24 | 0:53 | Fumble | LA 39 | 3 | 2 | 0 | 2 | 0 | LA 41 | Punt |
| 7 | 1:07 | 0:16 | 0:51 | Punt | LA 39 | 3 | -9 | 0 | -9 | 0 | LA 30 | Punt |
| 8 | 13:04 | 11:08 | 1:56 | Punt | LA 41 | 3 | 4 | 0 | 4 | 0 | LA 45 | Punt |
| 9 | 10:16 | 9:09 | 1:07 | Punt | LA 17 | 3 | 5 | 0 | 5 | 0 | LA 22 | Punt |
| 10 | 7:36 | 5:03 | 2:33 | Punt | LA 28 | 4 | 19 | -10 | 9 | 1 | LA 37 | Punt |
| 11 | 3:52 | 1:02 | 2:50 | Punt | SF 38 | 5 | 12 | 0 | 12 | 1 | SF 26 | Interception |
| 12 | 12:07 | 11:05 | 1:02 | Kickoff | LA 25 | 3 | 6 | 0 | 6 | 0 | LA 31 | Punt |
| 13 | 5:14 | 2:33 | 2:41 | Kickoff | LA 28 | 10 | 53 | 0 | 53 | 3 | SF 24 | Downs |
| 14 | 0:24 | 0:00 | 0:24 | Punt | LA 44 | 1 | -1 | 0 | -1 | 0 | LA 44 | End of Game |

(439) Average LA 31

San Francisco 49ers

| # | Time Recd | Time Lost | Time Poss | How Ball Obtained | Drive Began | # Play | Yds Gain | Yds Pen | Net Yds | 1st Down | Last Scrm | How Given Up |
|----|-----------|-----------|-----------|-------------------|-------------|--------|----------|---------|---------|----------|-----------|--------------|
| 1 | 11:20 | 8:55 | 2:25 | Punt | SF 18 | 6 | 21 | 0 | 21 | 1 | SF 39 | Punt |
| 2 | 6:42 | 3:24 | 3:18 | Punt | SF 48 | 10 | 47 | 5 | 52 | 5 | * LA 11 | Touchdown |
| 3 | 1:44 | 14:10 | 2:34 | Punt | SF 23 | 7 | 41 | 0 | 41 | 2 | LA 34 | Downs |
| 4 | 11:00 | 8:16 | 2:44 | Interception | SF 41 | 9 | 56 | 3 | 59 | 5 | * LA 3 | Touchdown |
| 5 | 5:26 | 3:17 | 2:09 | Punt | SF 10 | 5 | 36 | 15 | 51 | 3 | 50 | Fumble |
| 6 | 2:24 | 1:07 | 1:17 | Punt | SF 20 | 3 | 3 | 0 | 3 | 0 | SF 23 | Punt |
| 7 | 0:16 | 0:00 | 0:16 | Punt | SF 26 | 1 | -1 | 0 | -1 | 0 | SF 26 | End of Half |
| 8 | 15:00 | 13:04 | 1:56 | Kickoff | SF 25 | 3 | -10 | 0 | -10 | 0 | SF 15 | Punt |
| 9 | 11:08 | 10:16 | 0:52 | Punt | SF 18 | 3 | 3 | 0 | 3 | 0 | SF 21 | Punt |
| 10 | 9:09 | 7:36 | 1:33 | Punt | SF 35 | 3 | -2 | 0 | -2 | 0 | SF 33 | Punt |
| 11 | 5:03 | 3:52 | 1:11 | Punt | SF 16 | 3 | 2 | 0 | 2 | 0 | SF 18 | Punt |
| 12 | 1:02 | 12:07 | 3:55 | Interception | SF 23 | 10 | 75 | 2 | 77 | 5 | * LA 8 | Touchdown |
| 13 | 11:05 | 5:14 | 5:51 | Punt | SF 20 | 11 | 48 | 32 | 80 | 7 | * LA 1 | Touchdown |
| 14 | 2:33 | 0:24 | 2:09 | Downs | SF 19 | 3 | 1 | 0 | 1 | 0 | SF 20 | Punt |

(342) Average SF 24

* inside opponent's 20

Time of Possession by Quarter

| | | 1st | 2nd | 3rd | 4th | OT | Total |
|----------------|---------------------|------|------|------|-------|----|-------|
| Visitor | Los Angeles Rams | 7:33 | 7:44 | 8:26 | 4:07 | | 27:50 |
| Home | San Francisco 49ers | 7:27 | 7:16 | 6:34 | 10:53 | | 32:10 |

Kickoff Drive No.-Start Average

Rams: 5 - LA 25

49ers: 1 - SF 25



2016 RAMS KICKOFF ANALYSIS

| <u>Opponent</u> | <u>No.</u> | <u>No. in EZ</u> | <u>TB</u> | <u>Opp. Ret.</u> | <u>Ret. Yds.</u> | <u>Ret. Avg.</u> | <u>Squib</u> | <u>Out of Bounds</u> | <u>Onside Rec/Att</u> |
|-------------------|------------|------------------|-----------|------------------|------------------|------------------|--------------|----------------------|-----------------------|
| at San Francisco | 1 | 1 | 1 | - | 0 | 0 | 0 | 0 | 0/0 |
| vs. Seattle | - | - | - | - | - | - | - | - | -/- |
| at Tampa Bay | - | - | - | - | - | - | - | - | -/- |
| at Arizona | - | - | - | - | - | - | - | - | -/- |
| vs. Buffalo | - | - | - | - | - | - | - | - | -/- |
| at Detroit | - | - | - | - | - | - | - | - | -/- |
| vs. NY Giants | - | - | - | - | - | - | - | - | -/- |
| vs. Carolina | - | - | - | - | - | - | - | - | -/- |
| at NY Jets | - | - | - | - | - | - | - | - | -/- |
| vs. Miami | - | - | - | - | - | - | - | - | -/- |
| at New Orleans | - | - | - | - | - | - | - | - | -/- |
| at New England | - | - | - | - | - | - | - | - | -/- |
| vs. Atlanta | - | - | - | - | - | - | - | - | -/- |
| at Seattle | - | - | - | - | - | - | - | - | -/- |
| vs. San Francisco | - | - | - | - | - | - | - | - | -/- |
| vs. Arizona | - | - | - | - | - | - | - | - | -/- |
| TOTAL | 1 | 1 | 1 | - | 0 | 0 | 0 | 0 | 0/0 |



2016 WEEKLY TEAM RANKINGS

| NFL RANKINGS | | | | | | | NFC RANKINGS | | | | | | |
|--------------|---------|------|------|---------|------|------|--------------|---------|------|---------|---------|------|--|
| | OFFENSE | | | DEFENSE | | | | OFFENSE | | | DEFENSE | | |
| | Overall | Rush | Pass | Overall | Rush | Pass | Overall | Rush | Pass | Overall | Rush | Pass | |
| Week 1 | 31 | 24-T | 31 | 12 | 28 | 6 | 16 | 13-T | 16 | 7 | 15 | 5 | |
| Week 2 | -/- | -/- | -/- | -/- | -/- | -/- | -/- | -/- | -/- | -/- | -/- | -/- | |
| Week 3 | -/- | -/- | -/- | -/- | -/- | -/- | -/- | -/- | -/- | -/- | -/- | -/- | |
| Week 4 | -/- | -/- | -/- | -/- | -/- | -/- | -/- | -/- | -/- | -/- | -/- | -/- | |
| Week 5 | -/- | -/- | -/- | -/- | -/- | -/- | -/- | -/- | -/- | -/- | -/- | -/- | |
| Week 6 | -/- | -/- | -/- | -/- | -/- | -/- | -/- | -/- | -/- | -/- | -/- | -/- | |
| Week 7 | -/- | -/- | -/- | -/- | -/- | -/- | -/- | -/- | -/- | -/- | -/- | -/- | |
| Week 8 | -/- | -/- | -/- | -/- | -/- | -/- | -/- | -/- | -/- | -/- | -/- | -/- | |
| Week 9 | -/- | -/- | -/- | -/- | -/- | -/- | -/- | -/- | -/- | -/- | -/- | -/- | |
| Week 10 | -/- | -/- | -/- | -/- | -/- | -/- | -/- | -/- | -/- | -/- | -/- | -/- | |
| Week 11 | -/- | -/- | -/- | -/- | -/- | -/- | -/- | -/- | -/- | -/- | -/- | -/- | |
| Week 12 | -/- | -/- | -/- | -/- | -/- | -/- | -/- | -/- | -/- | -/- | -/- | -/- | |
| Week 13 | -/- | -/- | -/- | -/- | -/- | -/- | -/- | -/- | -/- | -/- | -/- | -/- | |
| Week 14 | -/- | -/- | -/- | -/- | -/- | -/- | -/- | -/- | -/- | -/- | -/- | -/- | |
| Week 15 | -/- | -/- | -/- | -/- | -/- | -/- | -/- | -/- | -/- | -/- | -/- | -/- | |
| Week 16 | -/- | -/- | -/- | -/- | -/- | -/- | -/- | -/- | -/- | -/- | -/- | -/- | |
| Week 17 | -/- | -/- | -/- | -/- | -/- | -/- | -/- | -/- | -/- | -/- | -/- | -/- | |

2016 TURNOVER BREAKDOWN

| OPPONENT | TAKEAWAYS | | | GIVEAWAYS | | | MARGIN | RESULT |
|---------------|-----------|----------|----------|-----------|----------|----------|----------|----------|
| | FUMBLES | INT | TOTAL | FUMBLES | INT | TOTAL | | |
| @ SF | 1 | 0 | 1 | 0 | 2 | 2 | -1 | L, 28-0 |
| vs. SEA | - | - | - | - | - | - | - | - |
| @ ARI | - | - | - | - | - | - | - | - |
| @ ARI | - | - | - | - | - | - | - | - |
| @ GB | - | - | - | - | - | - | - | - |
| vs. CLE | - | - | - | - | - | - | - | - |
| vs. SF | - | - | - | - | - | - | - | - |
| @ MIN | - | - | - | - | - | - | - | - |
| vs. CHI | - | - | - | - | - | - | - | - |
| @ BAL | - | - | - | - | - | - | - | - |
| @ CIN | - | - | - | - | - | - | - | - |
| vs. ARI | - | - | - | - | - | - | - | - |
| vs. DET | - | - | - | - | - | - | - | - |
| vs. TB | - | - | - | - | - | - | - | - |
| @ SEA | - | - | - | - | - | - | - | - |
| @ SF | - | - | - | - | - | - | - | - |
| TOTALS | 1 | 0 | 1 | 0 | 2 | 2 | - | - |

| | TAKEAWAYS | | | POINTS OFF TAKEAWAYS | | | | |
|-----------|-----------|-----|-------|----------------------|-----|-------|---------|--------|
| | FUMBLES | INT | TOTAL | TDS | FGs | TOTAL | SCORE % | POINTS |
| RAMS | 1 | 0 | 1 | 0 | 0 | 0 | 0 | 0 |
| OPPONENTS | 0 | 2 | 2 | 2 | 0 | 2 | 100 | 14 |



2016 TEAM HIGHS AND LOWS

| LOS ANGELES RAMS | HIGH | GAME | LOWS | GAME |
|-------------------------|-------------|---------------------------|-------------|---------------------------|
| Points | -- | -- | 0 | at San Francisco, 9/12/16 |
| Points in a Half | -- | -- | 0 | at San Francisco, 9/12/16 |
| First Downs | 10 | at San Francisco, 9/12/16 | 10 | at San Francisco, 9/12/16 |
| Rushing Attempts | 23 | at San Francisco, 9/12/16 | 23 | at San Francisco, 9/12/16 |
| Rushing Yards | 65 | at San Francisco, 9/12/16 | 65 | at San Francisco, 9/12/16 |
| Passing Attempts | 35 | at San Francisco, 9/12/16 | 35 | at San Francisco, 9/12/16 |
| Pass Completions | 17 | at San Francisco, 9/12/16 | 17 | at San Francisco, 9/12/16 |
| Passing Yards | 130 | at San Francisco, 9/12/16 | 130 | at San Francisco, 9/12/16 |
| Total Plays | 60 | at San Francisco, 9/12/16 | 60 | at San Francisco, 9/12/16 |
| Total net Yards | 185 | at San Francisco, 9/12/16 | 185 | at San Francisco, 9/12/16 |
| Time of Possession | 27:50 | at San Francisco, 9/12/16 | 27:50 | at San Francisco, 9/12/16 |
| Interceptions Thrown | 2 | at San Francisco, 9/12/16 | 2 | at San Francisco, 9/12/16 |
| Sacks Given Up | 2 | at San Francisco, 9/12/16 | 2 | at San Francisco, 9/12/16 |
| Penalties | 10 | at San Francisco, 9/12/16 | 10 | at San Francisco, 9/12/16 |
| Yards Penalized | 102 | at San Francisco, 9/12/16 | 102 | at San Francisco, 9/12/16 |
| OPPONENTS | HIGH | GAME | LOWS | GAME |
| Points | 28 | at San Francisco, 9/12/16 | 28 | at San Francisco, 9/12/16 |
| Points in a Half | 14 | at San Francisco, 9/12/16 | 14 | at San Francisco, 9/12/16 |
| First Downs | 28 | at San Francisco, 9/12/16 | 28 | at San Francisco, 9/12/16 |
| Rushing Attempts | 42 | at San Francisco, 9/12/16 | 42 | at San Francisco, 9/12/16 |
| Rushing Yards | 150 | at San Francisco, 9/12/16 | 150 | at San Francisco, 9/12/16 |
| Passing Attempts | 35 | at San Francisco, 9/12/16 | 35 | at San Francisco, 9/12/16 |
| Pass Completions | 22 | at San Francisco, 9/12/16 | 22 | at San Francisco, 9/12/16 |
| Passing Yards | 170 | at San Francisco, 9/12/16 | 170 | at San Francisco, 9/12/16 |
| Total Plays | 77 | at San Francisco, 9/12/16 | 77 | at San Francisco, 9/12/16 |
| Total net Yards | 320 | at San Francisco, 9/12/16 | 320 | at San Francisco, 9/12/16 |
| Time of Possession | 32:10 | at San Francisco, 9/12/16 | 32:10 | at San Francisco, 9/12/16 |
| Interceptions Thrown | -- | -- | 0 | at San Francisco, 9/12/16 |
| Sacks Given Up | -- | -- | 0 | at San Francisco, 9/12/16 |
| Penalties | 2 | at San Francisco, 9/12/16 | 2 | at San Francisco, 9/12/16 |
| Yards Penalized | 10 | at San Francisco, 9/12/16 | 2 | at San Francisco, 9/12/16 |



2016 RAMS BESTS

| | | | | | |
|---------------------------------------|-------------|-----------------|-------------------------------|-------------|-----------------|
| RUSHING ATTEMPTS | NO. | OPPONENT | RECEIVING YARDS | YDS. | OPPONENT |
| | 23 | 49ers | | 130 | 49ers |
| RUSHING YARDS | YDS. | OPPONENT | LONGEST RECEPTION | YDS. | OPPONENT |
| | 65 | 49ers | | 22 | 49ers |
| YARDS PER CARRY (MIN. 10 ATT.) | YDS. | OPPONENT | FIELD GOALS | NO. | OPPONENT |
| | 2.8 | 49ers | | N/A | N/A |
| LONGEST RUSH | YDS. | OPPONENT | LONGEST FIELD GOAL | YDS. | OPPONENT |
| | 10 | 49ers | | N/A | N/A |
| PASS ATTEMPTS | NO. | OPPONENT | MOST KICKOFF RETURNS | NO. | OPPONENT |
| | 35 | 49ers | | 2 | 49ers |
| PASS COMPLETIONS | NO. | OPPONENT | LONGEST KICKOFF RETURN | YDS. | OPPONENT |
| | 17 | 49ers | | 32 | 49ers |
| PASSING YARDS | YDS. | OPPONENT | MOST PUNT RETURNS | NO. | OPPONENT |
| | 130 | 49ers | | 4 | 49ers |
| RECEPTIONS | NO. | OPPONENT | LONGEST PUNT RETURN | YDS. | OPPONENT |
| | 17 | 49ers | | 28 | 49ers |



2016 OPPONENTS BESTS

| | | | | | |
|---------------------------------------|-------------|-----------------|-------------------------------|-------------|-----------------|
| RUSHING ATTEMPTS | NO. | OPPONENT | RECEIVING YARDS | YDS. | OPPONENT |
| | 42 | 49ers | | 170 | 49ers |
| RUSHING YARDS | YDS. | OPPONENT | LONGEST RECEPTION | YDS. | OPPONENT |
| | 150 | 49ers | | 35 | 49ers |
| YARDS PER CARRY (MIN. 10 ATT.) | YDS. | OPPONENT | FIELD GOALS | NO. | OPPONENT |
| | 3.6 | 49ers | | N/A | N/A |
| LONGEST RUSH | YDS. | OPPONENT | LONGEST FIELD GOAL | YDS. | OPPONENT |
| | 18 | 49ers | | N/A | N/A |
| PASS ATTEMPTS | NO. | OPPONENT | MOST KICKOFF RETURNS | NO. | OPPONENT |
| | 35 | 49ers | | 1 | 49ers |
| PASS COMPLETIONS | NO. | OPPONENT | LONGEST KICKOFF RETURN | YDS. | OPPONENT |
| | 22 | 49ers | | N/A | N/A |
| PASSING YARDS | YDS. | OPPONENT | MOST PUNT RETURNS | NO. | OPPONENT |
| | 170 | 49ers | | 2 | 49ers |
| RECEPTIONS | NO. | OPPONENT | LONGEST PUNT RETURN | YDS. | OPPONENT |
| | 22 | 49ers | | 7 | 49ers |



THE LAST TIME...

Team Totals

SHUTOUT

RAMS: 28-0, @ San Francisco (9/12/16)
OPP: 27-0, @ Pittsburgh (12/24/11)

40 POINTS

RAMS: 42, vs. Chicago (11/24/13)
OPP: 45, vs. New England (10/28/12)

50 POINTS

RAMS: 52, vs. Oakland (11/30/14)
OPP: 54, @ Kansas City (10/22/00)

OVERTIME WIN

RAMS: 34-31, vs. Seattle (9/13/15)
OPP: 19-16, @ San Francisco (1/3/16)

TWO-POINT ATTEMPT MADE

RAMS: Jared Cook pass from Nick Foles, vs. San Francisco (11/1/15)
OPP: Teddy Bridgewater runs, @ Minnesota (11/8/15)

TWO-POINT ATTEMPT FAILED

RAMS: Todd Gurley rush failed, @ Minnesota (11/8/15)
OPP: Ben Roethlisberger pass failed, vs. Pittsburgh (9/27/15)

SAFETY RECORDED

RAMS: James Laurinaitis tackled Mike Davis in the end zone, vs. San Francisco (11/1/15)
OPP: John Abraham sacked Kellen Clemens in the end zone, @ Arizona (12/8/13)

Offensive Totals

200 YARDS IN RUSHING OFFENSE

RAMS: 203, vs. Detroit (12/13/15)
OPP: 219, vs. San Francisco (9/26/13)

300 YARDS IN RUSHING OFFENSE

RAMS: 337, vs. Carolina (11/11/01)
OPP: 352, @ Philadelphia (10/5/14)

400 YARDS IN TOTAL OFFENSE

RAMS: 466, @ Philadelphia (10/5/14)
OPP: 458, @ San Francisco (1/3/16)

500 YARDS IN TOTAL OFFENSE

RAMS: 524, vs. San Diego (10/10/02)
OPP: 509, vs. Tampa Bay (12/17/15)

600 YARDS IN TOTAL OFFENSE

RAMS: 614, vs. San Diego (10/1/00)
OPP: Never Happened

100 YARDS RUSHING

RAMS: 140, Todd Gurley, vs. Detroit (12/13/15)
OPP: 125, Adrian Peterson, at Minnesota (11/8/15)

200 YARDS RUSHING

RAMS: 202, Marshall Faulk, @ Carolina (12/23/01)
OPP: 212, Adrian Peterson, vs. Minnesota (12/16/12)

300 YARDS PASSING

RAMS: 375, Austin Davis, @ Philadelphia (10/5/14)
OPP: 354, B. Gabbert, @ San Francisco (1/3/16)

400 YARDS PASSING

RAMS: 442, Marc Bulger, @ NY Giants (10/2/05)
OPP: 421, Mark Brunell, vs. Jacksonville (10/20/96)



Offensive Totals Continued

100 YARDS RECEIVING

RAMS: 103, Kenny Britt, vs. Pittsburgh (9/27/15)
OPP: 118, Doug Baldwin, @ Seattle (12/27/15)

200 YARDS RECEIVING

RAMS: 200, Torry Holt, @ San Francisco (11/3/03)
OPP: 204, Plaxico Burress, @ NY Giants (10/2/05)

300 YARDS RECEIVING

RAMS: 336 (NFL RECORD), Willie "Flipper" Anderson, vs. New Orleans (11/26/89)
OPP: Never Happened

THREE TOUCHDOWNS IN A GAME

RAMS: Tre Mason (2 rushing, 1 receiving), vs. Oakland (11/30/14)
OPP: Maurice Jones-Drew (3 rushing), @ Jacksonville (10/18/09)

THREE RUSHING TOUCHDOWNS IN A GAME

RAMS: Steven Jackson, vs. Dallas (10/19/08)
OPP: Maurice Jones-Drew, @ Jacksonville (10/18/09)

THREE RECEIVING TOUCHDOWNS IN A GAME

RAMS: Torry Holt, vs. Seattle (10/15/06)
OPP: Torrey Smith, vs. Baltimore (9/25/11)

THREE PASSING TOUCHDOWNS IN A GAME

RAMS: Austin Davis, @ Philadelphia (10/5/14)
OPP: Jay Cutler, vs. Chicago (11/15/15)

FOUR TOUCHDOWNS IN A GAME

RAMS: Steven Jackson (3 rushing, 1 receiving), @ Minnesota (12/31/06)
OPP: Ron Moore (4 rushing), @ Phoenix (12/4/93)

FOUR RUSHING TOUCHDOWNS IN A GAME

RAMS: Marshall Faulk, vs. Minnesota (12/10/00)
OPP: Ron Moore, @ Phoenix (12/4/93)

FOUR RECEIVING TOUCHDOWNS IN A GAME

RAMS: Isaac Bruce, vs. San Francisco (10/10/99)
OPP: Mike Ditka, vs. Chicago (10/13/63)

FOUR PASSING TOUCHDOWNS IN A GAME

RAMS: Marc Bulger, vs. San Diego (11/10/02)
OPP: Tom Brady, vs. New England (10/28/12)

FIVE PASSING TOUCHDOWNS IN A GAME

RAMS: Kurt Warner, vs. San Francisco (10/10/99)
OPP: Dan Marino, vs. Miami (12/14/86)

TWO 100-YARD RECEIVERS, SAME GAME

RAMS: 167, Isaac Bruce vs. Washington (12/24/06)
102, Steven Jackson
OPP: 113, John Brown, vs. Arizona (12/6/15)
104, Michael Floyd

THREE 100-YARD RECEIVERS, SAME GAME

RAMS: 167, Isaac Bruce @ San Diego (10/1/00)
114, Marshall Faulk
104, Az-Zahir Hakim
OPP: 106, DeSean Jackson @ Philadelphia (9/7/08)
104, Greg Lewis
102, Hank Baskett



THE LAST TIME...

Offensive Totals Continued

100-YARD RUSHER, 100-YARD RECEIVER, SAME GAME

| | | | |
|-------|-------------------|---------------|--------------------------|
| RAMS: | Tre Mason | 117 rushing | vs. Oakland (11/30/14) |
| | Stedman Bailey | 100 receiving | |
| OPP: | Andre Williams | 110 rushing | vs. NY Giants (12/21/14) |
| | Odell Beckham Jr. | 148 receiving | |
| | Rueben Randle | 132 receiving | |

TWO 100-YARD RUSHERS, SAME GAME

| | |
|-------|---|
| RAMS: | 183, Marshall Faulk, vs. Carolina (11/11/01) |
| | 145, Trung Candidate |
| OPP: | 136, Clinton Portis, vs. Washington (12/4/05) |
| | 118, Rock Cartwright |

300-YARD PASSER, 100-YARD RECEIVER, SAME GAME

| | | | |
|-------|----------------|---------------|--------------------------|
| RAMS: | Sam Bradford | 352 passing | @ Atlanta (9/15/13) |
| | Chris Givens | 105 receiving | |
| OPP: | Jameis Winston | 363 passing | vs. Tampa Bay (12/17/15) |
| | Mike Evans | 157 receiving | |

300-YARD PASSER, 100-YARD RECEIVER, 100-YARD RUSHER, SAME GAME

| | | | |
|-------|-------------------|---------------|---------------------------|
| RAMS: | Marc Bulger | 388 passing | vs. Washington (12/24/06) |
| | Isaac Bruce | 148 receiving | |
| | Steven Jackson | 102 receiving | |
| | Steven Jackson | 150 rushing | |
| OPP: | Eli Manning | 390 passing | vs. NY Giants (12/21/14) |
| | Odell Beckham Jr. | 148 receiving | |
| | Rueben Randle | 132 receiving | |
| | Andre Williams | 110 rushing | |

300-YARD PASSER, TWO 100-YARD RECEIVERS, SAME GAME

| | | | |
|-------|----------------|---------------|---------------------------|
| RAMS: | Marc Bulger | 388 passing | vs. Washington (12/24/06) |
| | Isaac Bruce | 148 receiving | |
| | Steven Jackson | 102 receiving | |
| OPP: | Carson Palmer | 356 passing | vs. Arizona (12/6/15) |
| | John Brown | 113 receiving | |
| | Michael Floyd | 104 receiving | |

300-YARD PASSER, THREE 100-YARD RECEIVERS, SAME GAME

| | | | |
|-------|----------------|---------------|-------------------------|
| RAMS: | Kurt Warner | 390 passing | @ San Diego (10/1/00) |
| | Isaac Bruce | 167 receiving | |
| | Marshall Faulk | 116 receiving | |
| | Az-Zahir Hakim | 104 receiving | |
| OPP: | Donovan McNabb | 361 passing | @ Philadelphia (9/7/08) |
| | DeSean Jackson | 106 receiving | |
| | Greg Lewis | 104 receiving | |
| | Hank Baskett | 102 receiving | |

300-YARD PASSER, 100-YARD RUSHER, TWO 100-YARD RECEIVERS, SAME GAME

| | | | |
|-------|-------------------|---------------|---------------------------|
| RAMS: | Marc Bulger | 388 passing | vs. Washington (12/24/06) |
| | Steven Jackson | 150 rushing | |
| | Isaac Bruce | 148 receiving | |
| | Steven Jackson | 102 receiving | |
| OPP: | Eli Manning | 390 passing | vs. NY Giants (12/21/14) |
| | Odell Beckham Jr. | 148 receiving | |
| | Rueben Randle | 132 receiving | |
| | Andre Williams | 110 rushing | |

300-YARD PASSER, 100-YARD RUSHER, THREE 100-YARD RECEIVERS, SAME GAME

| | | | |
|-------|----------------|---------------|-----------------------|
| RAMS: | Kurt Warner | 390 passing | @ San Diego (10/1/00) |
| | Justin Watson | 102 rushing | |
| | Isaac Bruce | 167 receiving | |
| | Marshall Faulk | 116 receiving | |
| | Az-Zahir Hakim | 104 receiving | |
| OPP: | Never Happened | | |



THE LAST TIME...

Defensive Totals

SIX OR MORE TEAM SACKS IN A GAME

RAMS: 6, vs. Seattle (9/13/15)
OPP: 7, @ Kansas City (10/26/14)

THREE OR MORE INDIVIDUAL SACKS IN A GAME

RAMS: 3, William Hayes, @ Seattle (12/27/15)
OPP: 3, Justin Houston, @ Kansas City (10/26/14)

TWO INTERCEPTIONS IN A GAME

RAMS: 2, Trumaine Johnson, vs. Oakland (11/30/14)
OPP: 2, Quinten Rollins, @ Green Bay (10/11/15)

THREE INTERCEPTIONS IN A GAME

RAMS: 3, Keith Lyle, @ Atlanta (12/15/96)
OPP: 3, Ron Bolton, @ Cleveland (11/27/77)

INTERCEPTION RETURNED FOR A TOUCHDOWN

RAMS: 58, Trumaine Johnson, vs. Detroit (12/13/15)
OPP: 19, Leon Hall, @ Cincinnati (11/29/15)

FUMBLE RETURNED FOR A TOUCHDOWN

RAMS: 45, Akeem Ayers, @ Seattle (12/27/15)
OPP: 8, Cary Williams, vs. Seattle (9/13/15)

Special Teams Totals

KICKOFF RETURNED FOR A TOUCHDOWN

RAMS: 99, Chris Johnson, vs. Seattle (11/25/05)
OPP: 99, Knile Davis, @ Kansas City (10/26/14)

PUNT RETURNED FOR A TOUCHDOWN

RAMS: 75, Tavon Austin, vs. Seattle (9/13/15)
OPP: 57, Tyler Lockett, vs. Seattle (9/13/15)

PUNT BLOCKED

RAMS: T.J. McDonald (M. Koenen), @ Tampa Bay (9/14/14)
OPP: James Casey (Hekker), @ Philadelphia (10/5/14)

BLOCKED PUNT RETURNED FOR A TOUCHDOWN

RAMS: Brandon Chillar, vs. Jacksonville (10/30/05)
29-yard return of Chris Hanson punt; Blocked by Drew Wahlroos
OPP: Chris Maragos, @ Philadelphia (10/5/14)
10-yard return of Johnny Hekker punt; Blocked by James Casey

FIELD GOAL ATTEMPT BLOCKED

RAMS: Daren Bates (J. Brown), vs. NY Giants (12/21/14)
OPP: Dontae Johnson (G. Zuerlein), @ San Francisco (1/3/16)

BLOCKED FIELD GOAL ATTEMPT RETURNED FOR A TOUCHDOWN

RAMS: LeRoy Irvin, vs. San Francisco (9/14/86)
65-yard return of Ray Wersching 44-yard attempt; Blocked by Jerry Gray; Mike Wilcher recovered and lateraled to Irvin
OPP: Kevin Ross, vs. Atlanta (10/12/95)
83-yard return of Steve McLaughlin 28-yard attempt; Blocked by Roger Harper

FOUR OR MORE FIELD GOALS

RAMS: 4, Greg Zuerlein, @ Minnesota (11/8/15)
OPP: 4, Phil Dawson, @ San Francisco (1/3/16)

PAT BLOCKED

RAMS: Jimmy Kennedy (Peterson), @ San Francisco (12/2/03)
OPP: Lawrence Guy, @ Baltimore (11/22/15)

PAT ATTEMPT FAILED

RAMS: Greg Zuerlein, @ Washington (12/7/14)
OPP: Josh Scobee, vs. Jacksonville (10/18/09)



2016 EXPLOSIVES

PASS EXPLOSIVES (20+ Yards)

| Los Angeles Rams | | | | | | Opponents | | | | | |
|------------------|-----------------|---------------|------------|-------------|-------------|------------|-----------------|----------------|------------|-------------|-------------|
| <u>YDS</u> | <u>RECEIVER</u> | <u>PASSER</u> | <u>QTR</u> | <u>DATE</u> | <u>TEAM</u> | <u>YDS</u> | <u>RECEIVER</u> | <u>PASSER</u> | <u>QTR</u> | <u>DATE</u> | <u>TEAM</u> |
| 22 | Kenny Britt | Case Keenum | 2 | 9/12/16 | SF | 35 | Carlos Hyde | Blaine Gabbert | 4 | 9/12/16 | SF |
| 22 | Kenny Britt | Case Keenum | 2 | 9/12/16 | SF | | | | | | |

RUN EXPLOSIVES (10+ Yards)

| Los Angeles Rams | | | | | | Opponents | | | | | |
|------------------|---------------|--|------------|-------------|-------------|------------|----------------|--|------------|-------------|-------------|
| <u>YDS</u> | <u>RUSHER</u> | | <u>QTR</u> | <u>DATE</u> | <u>TEAM</u> | <u>YDS</u> | <u>RUSHER</u> | | <u>QTR</u> | <u>DATE</u> | <u>TEAM</u> |
| 10 | Todd Gurley | | 3 | 9/12/16 | SF | 18 | Carlos Hyde | | 1 | 9/12/16 | SF |
| | | | | | | 11 | Blaine Gabbert | | 1 | 9/12/16 | SF |

KICK RETURN EXPLOSIVES (30+ Yards)

| Los Angeles Rams | | | | | | Opponents | | | | | |
|------------------|------------------|--|------------|-------------|-------------|------------|-----------------|--|------------|-------------|-------------|
| <u>YDS</u> | <u>RETURNER</u> | | <u>QTR</u> | <u>DATE</u> | <u>TEAM</u> | <u>YDS</u> | <u>RETURNER</u> | | <u>QTR</u> | <u>DATE</u> | <u>TEAM</u> |
| 32 | Benny Cunningham | | 4 | 9/12/16 | SF | | | | | | |

2016 EXPLOSIVES

PUNT RETURN EXPLOSIVES (20+ Yards)

| Los Angeles Rams | | | | | | Opponents | | | | | |
|------------------|-----------------|--|------------|-------------|-------------|------------|-----------------|--|------------|-------------|-------------|
| <u>YDS</u> | <u>RETURNER</u> | | <u>QTR</u> | <u>DATE</u> | <u>TEAM</u> | <u>YDS</u> | <u>RETURNER</u> | | <u>QTR</u> | <u>DATE</u> | <u>TEAM</u> |
| 28 | Tavon Austin | | 3 | 9/12/16 | SF | | | | | | |



2016 EXPLOSIVES

INTERCEPTION RETURN EXPLOSIVES (20+ Yards)

[illegible]

2016 EXPLOSIVES

FUMBLE RETURN EXPLOSIVES (20+ Yards)

[illegible]

2016 WEEKLY LEADERS | LOS ANGELES RAMS

| GAME | SCORING | CARRIES | RUSHING YARDS | RECEIVING YARDS | TACKLES | SACKS | INTs | SP. TEAMS TACKLES |
|-------|---------|---------------|------------------|--------------------|-----------------|-------|------|----------------------|
| @ SF | N/A | T. Gurley, 17 | T. Gurley, 47 | K. Britt, 67 | A. Ogletree, 12 | N/A | N/A | C. Reynolds, 2 |
| SEA | | | | | | | | |
| @ TB | | | | | | | | |
| @ ARI | | | | | | | | |
| BUF | | | | | | | | |
| @ DET | | | | | | | | |
| NYG | | | | | | | | |
| CAR | | | | | | | | |
| @ NYJ | | | | | | | | |
| MIA | | | | | | | | |
| @ NO | | | | | | | | |
| @ NE | | | | | | | | |
| ATL | | | | | | | | |
| @ SEA | | | | | | | | |
| SF | | | | | | | | |
| ARI | | | | | | | | |





RAMS RECORDS

RAMS ALL-TIME PASSING LEADERS

| # | Player | Years | Att | Cmp | Yards | Cmp Pct | Yds/Att | TD | TD Pct | Int | Int Pct | LG | Rtg |
|----|---------------------|-------------------------|------------|-----------|------------|--------------|-------------|----------|--------------|----------|--------------|------------|-------------|
| 1 | Everett, Jim | 1986-93 | 3,277 | 1,847 | 23,758 | 56.4% | 7.25 | 142 | 4.33% | 123 | 3.75% | 81t | 78.1 |
| 2 | Bulger, Marc | 2001-2009 | 3,145 | 1,981 | 22,814 | 63.0% | 7.25 | 122 | 3.88% | 93 | 2.96% | 80t | 85.3 |
| 3 | Gabriel, Roman | 1962-72 | 3,313 | 1,705 | 22,223 | 51.5% | 6.71 | 154 | 4.65% | 112 | 3.38% | 93t | 74.3 |
| 4 | Van Brocklin, Norm | 1949-57 | 1,897 | 1,011 | 16,114 | 53.3% | 8.49 | 118 | 6.22% | 127 | 6.69% | 84 | 74.7 |
| 5 | Warner, Kurt | 1998-2003 | 1,688 | 1,121 | 14,447 | 66.4% | 8.56 | 102 | 6.04% | 65 | 3.85% | 85t | 97.2 |
| 6 | Waterfield, Bob | 1945-52 | 1,618 | 814 | 11,893 | 50.3% | 7.35 | 99 | 6.12% | 128 | 7.91% | 91 | 62.1 |
| 7 | Bradford, Sam | 2010-2014 | 1,498 | 873 | 9,378 | 58.3% | 6.26 | 45 | 3.00% | 34 | 2.27% | 80t | 77.3 |
| 8 | Ferragamo, Vince | 1977-84 | 1,288 | 730 | 9,376 | 56.7% | 7.28 | 70 | 5.43% | 71 | 5.51% | 85t | 74.8 |
| 9 | Haden, Pat | 1976-81 | 1,363 | 731 | 9,296 | 53.6% | 6.82 | 52 | 3.82% | 60 | 4.40% | 68t | 69.6 |
| 10 | Wade, Bill | 1954-60 | 1,116 | 602 | 8,572 | 53.9% | 7.68 | 56 | 5.02% | 68 | 6.09% | 93 | 71.0 |
| 11 | Banks, Tony | 1996-98 | 1,263 | 685 | 8,333 | 54.2% | 6.60 | 36 | 2.85% | 42 | 3.33% | 80t | 70.4 |
| 12 | Bradford, Sam | 2010-2014 | 887 | 516 | 5,280 | 58.2% | 5.95 | 23 | 2.59% | 20 | 2.25% | 68 | 74.6 |
| 13 | Harris, James | 1973-76 | 652 | 361 | 5,220 | 55.4% | 8.01 | 33 | 5.06% | 27 | 4.14% | 80 | 81.2 |
| 14 | Miller, Chris | 1994-95 | 722 | 405 | 4,727 | 56.1% | 6.55 | 34 | 4.71% | 29 | 4.02% | 72 | 75.1 |
| 15 | Hall, Parker | 1939-42 | 721 | 329 | 4,013 | 45.6% | 5.57 | 30 | 4.16% | 67 | 9.29% | 59 | 38.5 |
| 16 | Bratkowski, Zeke | 1961-63 | 531 | 279 | 3,559 | 52.5% | 6.70 | 20 | 3.77% | 35 | 6.59% | 84t | 58.9 |
| 17 | Munson, Bill | 1964-67 | 550 | 287 | 3,556 | 52.2% | 6.47 | 21 | 3.82% | 33 | 6.00% | 95t | 60.2 |
| 18 | Martin, Jamie | 1993-96, 2001-02, 04-05 | 430 | 290 | 2,966 | 67.4% | 6.90 | 15 | 3.49% | 19 | 4.42% | 83t | 80.2 |
| 19 | Hadl, John | 1973-74 | 373 | 188 | 2,688 | 50.4% | 7.21 | 27 | 7.24% | 17 | 4.56% | 69 | 79.3 |
| 20 | Ryan, Frank | 1958-61 | 373 | 181 | 2,674 | 48.5% | 7.17 | 15 | 4.02% | 23 | 6.17% | 96t | 60.1 |
| 21 | Brock, Dieter | 1985 | 365 | 218 | 2,658 | 59.7% | 7.28 | 16 | 4.38% | 13 | 3.56% | 64t | 82.0 |
| 22 | Green, Trent | 1999-2000; 2008 | 312 | 183 | 2,588 | 58.7% | 8.29 | 16 | 5.13% | 11 | 3.53% | 64 | 87.9 |
| 23 | Kemp, Jeff | 1981-85 | 353 | 173 | 2,395 | 49.0% | 6.78 | 14 | 3.97% | 10 | 2.83% | 63t | 72.6 |
| 24 | Hardy, Jim | 1946-48 | 332 | 159 | 2,063 | 47.9% | 6.21 | 21 | 6.33% | 21 | 6.33% | 69 | 62.6 |
| 25 | Foles, Nick | 2015 | 337 | 190 | 2,052 | 56.4% | 6.09 | 7 | 2.08% | 9 | 2.67% | 68 | 69.0 |
| 26 | Davis, Austin | 2012-2014 | 284 | 180 | 2,001 | 63.4% | 7.05 | 12 | 4.23% | 9 | 3.17% | 59t | 85.1 |
| 27 | Chandler, Chris | 1994, 2004 | 238 | 143 | 1,815 | 60.1% | 7.63 | 9 | 3.78% | 10 | 4.20% | 72t | 79.0 |
| 28 | Rypien, Mark | 1995, 97 | 256 | 148 | 1,718 | 57.8% | 6.71 | 9 | 3.52% | 10 | 3.91% | 62 | 73.7 |
| 29 | Hill, Shaun | 2014 | 229 | 145 | 1,657 | 63.3% | 7.24 | 8 | 3.49% | 7 | 3.06% | 63t | 83.9 |
| 30 | Dils, Steve | 1984-87, 89 | 250 | 119 | 1,383 | 47.6% | 5.53 | 10 | 4.00% | 5 | 2.00% | 65t | 63.1 |
| 31 | Rubley, T.J. | 1993 | 189 | 108 | 1,338 | 57.1% | 7.08 | 8 | 4.23% | 5 | 2.65% | 54 | 80.1 |
| 32 | Frerotte, Gus | 2006-07 | 170 | 95 | 1,041 | 55.9% | 6.12 | 7 | 4.12% | 5 | 2.94% | 38 | 42.8 |
| 33 | Snyder, Robert | 1937-38 | 153 | 61 | 1,009 | 39.9% | 6.59 | 9 | 5.88% | 5 | 3.27% | n/a | 42.8 |
| 34 | Reisz, Albie | 1944-46 | 134 | 57 | 923 | 42.5% | 6.89 | 9 | 6.72% | 5 | 3.73% | 70 | 49.0 |
| 35 | Boller, Kyle | 2009 | 176 | 98 | 899 | 55.7% | 5.11 | 3 | 1.70% | 5 | 2.84% | 35 | 66.6 |
| 36 | Keenum, Case | 2015-Present | 125 | 76 | 828 | 60.8% | 6.62 | 4 | 3.20% | 1 | 0.80% | 60t | 87.7 |
| 37 | Bono, Steve | 1998 | 136 | 69 | 807 | 50.7% | 5.93 | 5 | 3.68% | 5 | 3.68% | 47 | 69.1 |
| 38 | Fitzpatrick, Ryan | 2005-06 | 135 | 76 | 777 | 56.3% | 5.76 | 4 | 2.96% | 5 | 3.70% | 56t | 58.2 |
| 39 | Jaworski, Ron | 1974-76 | 124 | 54 | 719 | 43.5% | 5.80 | 1 | 0.81% | 5 | 4.03% | 42 | 38.3 |
| 40 | Pastorini, Dan | 1981 | 152 | 64 | 719 | 42.1% | 4.73 | 2 | 1.32% | 5 | 3.29% | 46 | 22.9 |
| 41 | Bartkowski, Steve | 1986 | 126 | 61 | 654 | 48.4% | 5.19 | 2 | 1.59% | 5 | 3.97% | 42 | 62.7 |



RAMS ALL-TIME SCORING LEADERS

| # | Player | Years | TD | Ru | Rec | Ret | PAT | FG | 2-pt | Saf | Pts |
|----|-----------------------|---------------------|----------|----------|----------|----------|------------|-----------|----------|----------|------------|
| 1 | Wilkins, Jeff | 1997-2007 | 0 | 0 | 0 | 0 | 428 | 265 | 0 | 0 | 1,223 |
| 2 | Lansford, Mike | 1982-90 | 0 | 0 | 0 | 0 | 315 | 158 | 0 | 0 | 789 |
| 3 | Waterfield, Bob | 1945-52 | 13 | 13 | 0 | 0 | 315 | 60 | 0 | 0 | 573 |
| 4 | Gossett, Bruce | 1964-69 | 0 | 0 | 0 | 0 | 211 | 120 | 0 | 0 | 571 |
| 5 | Faulk, Marshall | 1999-2005 | 85 | 58 | 27 | 0 | 0 | 0 | 7 | 0 | 524 |
| 6 | Bruce, Isaac | 1994-2007 | 84 | 0 | 84 | 0 | 0 | 0 | 3 | 0 | 510 |
| 7 | Ray, David | 1969-74 | 0 | 0 | 0 | 0 | 167 | 110 | 0 | 0 | 497 |
| 8 | Holt, Torry | 1999-2008 | 74 | 0 | 74 | 0 | 0 | 0 | 1 | 0 | 446 |
| 9 | Zuerlein, Greg | 2012-present | 0 | 0 | 0 | 0 | 120 | 93 | 0 | 0 | 399 |
| 10 | Brown, Josh | 2008-2011 | 0 | 0 | 0 | 0 | 79 | 104 | 0 | 0 | 391 |
| 11 | Jackson, Steven | 2004-2012 | 64 | 56 | 8 | 0 | 0 | 0 | 2 | 0 | 388 |
| 12 | Corral, Frank | 1978-81 | 0 | 0 | 0 | 0 | 154 | 75 | 0 | 0 | 379 |
| 13 | Dickerson, Eric | 1983-87 | 58 | 56 | 2 | 0 | 0 | 0 | 0 | 0 | 348 |
| 14 | Hirsch, Elroy | 1949-57 | 55 | 1 | 53 | 1 | 9 | 0 | 0 | 0 | 339 |
| 15 | Ellard, Henry | 1983-93 | 52 | 0 | 48 | 4 | 0 | 0 | 0 | 0 | 312 |
| 16 | Zendejas, Tony | 1991-94 | 0 | 0 | 0 | 0 | 114 | 66 | 0 | 0 | 312 |
| 17 | Benton, Jim | 1938-40, 42, 44-47 | 45 | 1 | 42 | 2 | 0 | 0 | 0 | 0 | 270 |
| 18 | Snow, Jack | 1965-75 | 45 | 0 | 45 | 0 | 0 | 0 | 0 | 0 | 270 |
| 19 | Towler, Dan | 1950-55 | 44 | 43 | 1 | 0 | 0 | 0 | 0 | 0 | 264 |
| 20 | Tyler, Wendell | 1977-82 | 43 | 33 | 10 | 0 | 0 | 0 | 0 | 0 | 258 |
| 21 | Bass, Dick | 1960-69 | 42 | 34 | 7 | 1 | 0 | 0 | 0 | 0 | 252 |
| 22 | Fears, Tom | 1948-56 | 39 | 0 | 38 | 1 | 12 | 1 | 0 | 0 | 249 |
| 23 | Villanueva, Danny | 1960-64 | 0 | 0 | 0 | 0 | 111 | 44 | 0 | 0 | 243 |
| 24 | Jackson, Harold | 1968, 73-77 | 36 | 36 | 0 | 0 | 0 | 0 | 0 | 0 | 216 |
| 25 | McCutcheon, Lawrence | 1972-79 | 35 | 23 | 12 | 0 | 0 | 0 | 0 | 0 | 210 |
| 26 | Bell, Greg | 1987-89 | 34 | 31 | 3 | 0 | 0 | 0 | 0 | 0 | 204 |
| 27 | Richter, Les | 1954-62 | 0 | 0 | 0 | 0 | 106 | 29 | 0 | 0 | 193 |
| 28 | Hoerner, Dick | 1947-51 | 32 | 28 | 4 | 0 | 0 | 0 | 0 | 0 | 192 |
| 29 | Younger, Paul (Tank) | 1949-57 | 32 | 31 | 1 | 0 | 0 | 0 | 0 | 0 | 192 |
| 30 | Dempsey, Tom | 1975-76 | 0 | 0 | 0 | 0 | 67 | 38 | 0 | 0 | 181 |
| 31 | Arnett, Jon | 1957-63 | 30 | 19 | 8 | 3 | 0 | 0 | 0 | 0 | 180 |
| 32 | Gary, Cleveland | 1989-93 | 29 | 24 | 5 | 0 | 0 | 0 | 0 | 0 | 174 |
| 33 | Boyd, Bob | 1950-58 | 28 | 0 | 28 | 0 | 0 | 0 | 0 | 0 | 168 |
| 34 | Gabriel, Roman | 1962-72 | 28 | 28 | 0 | 0 | 0 | 0 | 0 | 0 | 168 |
| 35 | Josephson, Les | 1964-74 | 28 | 17 | 11 | 0 | 0 | 0 | 0 | 0 | 168 |



RAMS ALL-TIME RUSHING LEADERS

| # | Player | Years | Rush | Yards | Avg | LG | TD |
|-----------|----------------------|---------------------|------------|--------------|------------|------------|----------|
| 1 | Jackson, Steven | 2004-2012 | 2,395 | 10,135 | 4.2 | 59t | 56 |
| 2 | Dickerson, Eric | 1983-87 | 1,525 | 7,245 | 4.8 | 85t | 56 |
| 3 | Faulk, Marshall | 1999-2005 | 1,447 | 6,959 | 4.8 | 71t | 58 |
| 4 | McCutcheon, Lawrence | 1972-79 | 1,435 | 6,186 | 4.3 | 48 | 23 |
| 5 | Bass, Dick | 1960-69 | 1,218 | 5,417 | 4.4 | 73t | 34 |
| 6 | Towler, Dan | 1950-55 | 672 | 3,493 | 5.2 | 79t | 44 |
| 7 | Josephson, Les | 1964-67, 69-74 | 797 | 3,407 | 4.3 | 75 | 17 |
| 8 | Younger, Paul | 1949-57 | 682 | 3,296 | 4.8 | 75t | 17 |
| 9 | Tyler, Wendell | 1977-82 | 720 | 3,266 | 4.5 | 69t | 33 |
| 10 | Bryant, Cullen | 1973-81, 87 | 802 | 3,119 | 3.9 | 26 | 20 |
| 11 | Bettis, Jerome | 1993-95 | 796 | 3,091 | 3.9 | 71t | 13 |
| 12 | Ellison, Willie | 1967-72 | 656 | 2,901 | 4.4 | 80t | 20 |
| 13 | Arnett, Jon | 1957-63 | 688 | 2,892 | 4.2 | 80t | 19 |
| 14 | Gary, Cleveland | 1989-93 | 667 | 2,634 | 3.9 | 63 | 24 |
| 15 | Bertelsen, Jim | 1972-76 | 614 | 2,466 | 4.0 | 49 | 16 |
| 16 | Bell, Greg | 1988-89 | 568 | 2,375 | 4.2 | 47 | 31 |
| 17 | Cappelletti, John | 1974-78 | 632 | 2,246 | 3.6 | 38 | 15 |
| 18 | White, Charles | 1985-88 | 504 | 2,133 | 4.2 | 58 | 14 |
| 19 | Wilson, Tom | 1956-61 | 389 | 2,130 | 5.5 | 60 | 8 |
| 20 | Hoerner, Dick | 1947-51 | 450 | 2,010 | 4.5 | 64 | 28 |
| 21 | Smith, Larry | 1969-73 | 473 | 1,908 | 4.0 | 68 | 11 |
| 22 | Marconi, Joe | 1956-61 | 398 | 1,769 | 4.4 | 75t | 21 |
| 23 | Drake, John | 1937-41 | 525 | 1,700 | 3.2 | n/a | 24 |
| 24 | Gehrke, Fred | 1940, 45-49 | 318 | 1,591 | 5.0 | 72t | 14 |
| 25 | Waller, Ron | 1955-58 | 285 | 1,564 | 5.5 | 76 | 8 |
| 26 | Quinlan, Volney | 1952-56 | 256 | 1,510 | 5.9 | 74 | 10 |
| 27 | Redden, Barry | 1982-86 | 325 | 1,490 | 4.6 | 41t | 6 |
| 28 | Delpino, Robert | 1988-92 | 371 | 1,370 | 3.7 | 36 | 10 |
| 29 | Guman, Mike | 1980-88 | 333 | 1,286 | 3.9 | 18 | 11 |
| 30 | Stacy, Zac | 2013-2014 | 326 | 1,266 | 3.9 | 40t | 8 |
| 31 | Phillips, Lawrence | 1996-97 | 376 | 1,265 | 3.4 | 38 | 4 |
| 32 | Matson, Ollie | 1959-62 | 249 | 1,214 | 4.9 | 69t | 9 |
| 33 | Gabriel, Roman | 1962-72 | 315 | 1,146 | 3.6 | 23 | 28 |
| 34 | Wilson, Ben | 1963-65 | 328 | 1,136 | 3.5 | 39 | 7 |
| 35 | Gurley, Todd | 2015-present | 229 | 1,103 | 4.8 | 71t | 9 |
| 36 | Hall, Parker | 1939-42 | 312 | 1,052 | 3.4 | n/a | 6 |
| 37 | Peacock, Elvis | 1979-80 | 216 | 1,001 | 4.6 | 36 | 7 |
| 38 | Mason, Tre | 2014-present | 254 | 972 | 3.8 | 89t | 5 |
| 39 | Mason, Tommy | 1967-70 | 248 | 866 | 3.5 | 19 | 4 |
| 40 | Washington, Ken | 1946-48 | 140 | 859 | 6.1 | 92 | 8 |



RAMS ALL-TIME RECEIVING LEADERS

| Receptions | | | | | | | | | | Receiving Yards | | | | | | | | | |
|------------|----------------------|--------------------|-----|--------|------|-----|----|----|----------------------|--------------------|-----|--------|------|-----|----|--|--|--|--|
| # | Player | Years | Rec | Yards | Avg | LG | TD | # | Player | Years | Rec | Yards | Avg | LG | TD | | | | |
| 1 | Bruce, Isaac | 1994-2007 | 942 | 14,109 | 15.0 | 80t | 84 | 1 | Bruce, Isaac | 1994-2007 | 942 | 14,109 | 15.0 | 80t | 83 | | | | |
| 2 | Holt, Torry | 1999-2008 | 869 | 12,660 | 14.6 | 85t | 74 | 2 | Holt, Torry | 1999-2008 | 869 | 12,660 | 14.6 | 85t | 74 | | | | |
| 3 | Ellard, Henry | 1983-93 | 593 | 9,761 | 16.5 | 81t | 48 | 3 | Ellard, Henry | 1983-93 | 593 | 9,761 | 16.5 | 81t | 48 | | | | |
| 4 | Faulk, Marshall | 1999-2005 | 470 | 4,071 | 8.7 | 72t | 27 | 4 | Hirsch, Elroy | 1949-57 | 343 | 6,299 | 18.4 | 91t | 53 | | | | |
| 5 | Jackson, Steven | 2004-2012 | 407 | 3,324 | 8.2 | 64t | 8 | 5 | Snow, Jack | 1965-75 | 340 | 6,012 | 17.7 | 84t | 45 | | | | |
| 6 | Fears, Tom | 1948-56 | 400 | 5,397 | 13.5 | 80t | 38 | 6 | Fears, Tom | 1948-56 | 400 | 5,397 | 13.5 | 80t | 38 | | | | |
| 7 | Hirsch, Elroy | 1949-57 | 343 | 6,299 | 18.4 | 91t | 53 | 7 | Anderson, Willie | 1988-94 | 259 | 5,246 | 20.3 | 78t | 26 | | | | |
| 8 | Snow, Jack | 1965-75 | 340 | 6,012 | 17.7 | 84t | 45 | 8 | Phillips, Jim | 1958-65 | 333 | 4,953 | 14.9 | 93t | 27 | | | | |
| 9 | Phillips, Jim | 1958-65 | 333 | 4,953 | 14.9 | 93t | 27 | 9 | Benton, Jim | 1938-40, 42, 44-47 | 275 | 4,566 | 16.6 | 84t | 42 | | | | |
| 10 | Benton, Jim | 1938-40, 42, 44-47 | 275 | 4,566 | 16.6 | 84t | 42 | 10 | Faulk, Marshall | 1999-2005 | 470 | 4,071 | 8.7 | 72t | 27 | | | | |
| 11 | Anderson, Willie | 1988-94 | 259 | 5,246 | 20.3 | 78t | 26 | 11 | Jackson, Harold | 1968, 73-77 | 200 | 3,591 | 18.0 | 69t | 36 | | | | |
| 12 | Proehl, Ricky | 1998-2002 | 207 | 2,590 | 12.5 | 47 | 16 | 12 | Jackson, Steven | 2004-2012 | 407 | 3,324 | 8.2 | 64t | 8 | | | | |
| 13 | Bass, Dick | 1960-69 | 204 | 1,841 | 9.0 | 53 | 7 | 13 | Dennard, Preston | 1978-83 | 189 | 3,066 | 16.2 | 64 | 21 | | | | |
| 14 | Jackson, Harold | 1968, 73-77 | 200 | 3,591 | 18.0 | 69t | 36 | 14 | Dale, Carroll | 1960-64 | 149 | 2,663 | 17.9 | 80t | 17 | | | | |
| 15 | Amendola, Danny | 2009-2012 | 196 | 1,726 | 8.8 | 56 | 7 | 15 | Proehl, Ricky | 1998-2002 | 207 | 2,590 | 12.5 | 47 | 16 | | | | |
| 16 | Josephson, Les | 1964-67, 69-74 | 194 | 1,970 | 10.2 | 58 | 11 | 16 | Jessie, Ron | 1975-79 | 144 | 2,386 | 16.6 | 58 | 15 | | | | |
| 17 | Dennard, Preston | 1978-83 | 189 | 3,066 | 16.2 | 64 | 21 | 17 | Truax, Billy | 1964-70 | 180 | 2,177 | 12.1 | 59t | 18 | | | | |
| 18 | McCutcheon, Lawrence | 1972-79 | 184 | 1,683 | 9.1 | 50 | 12 | 18 | Shofner, Del | 1957-60 | 110 | 2,155 | 19.6 | 92t | 16 | | | | |
| 19 | Truax, Billy | 1964-70 | 180 | 2,177 | 12.1 | 59t | 18 | 19 | Gibson, Brandon | 2009-2012 | 174 | 2,090 | 12.0 | 41 | 9 | | | | |
| 20 | Boyd, Bob | 1950-57 | 176 | 3,611 | 20.5 | 80t | 28 | 20 | Hakim, Az-Zahir | 1998-2001 | 148 | 2,032 | 13.7 | 80t | 16 | | | | |
| 21 | Gibson, Brandon | 2009-2012 | 174 | 2,090 | 12.0 | 41 | 9 | 21 | Josephson, Les | 1964-67, 69-74 | 194 | 1,970 | 10.2 | 58 | 11 | | | | |
| 22 | Miller, Willie | 1978-82 | 163 | 1,729 | 10.6 | 85t | 15 | 22 | Waddy, Billy | 1977-81 | 120 | 1,963 | 16.4 | 68t | 10 | | | | |
| 23 | Holohan, Pete | 1988-90 | 159 | 1,625 | 10.2 | 31 | 7 | 23 | Arnett, Jon | 1957-63 | 175 | 1,911 | 10.9 | 75t | 8 | | | | |
| 24 | Delpino, Robert | 1988-92 | 152 | 1,574 | 10.4 | 78 | 9 | 24 | Bass, Dick | 1960-69 | 204 | 1,841 | 9.0 | 53 | 7 | | | | |
| 25 | Clarke, Leon | 1956-59 | 151 | 1,680 | 11.1 | 70t | 12 | 25 | Brown, Ron | 1984-89, 91 | 98 | 1,791 | 18.3 | 65t | 13 | | | | |
| 26 | Guman, Mike | 1980-88 | 150 | 1,433 | 9.6 | 60 | 4 | 26 | Cook, Jared | 2013-2015 | 142 | 1,786 | 12.6 | 59 | 8 | | | | |
| 27 | Dale, Carroll | 1960-64 | 149 | 2,663 | 17.9 | 80t | 17 | 27 | McDonald, Tommy | 1965-66 | 122 | 1,750 | 14.3 | 62 | 11 | | | | |
| 28 | Hakim, Az-Zahir | 1998-2001 | 148 | 2,032 | 13.7 | 80t | 16 | 28 | Miller, Willie | 1978-82 | 163 | 1,729 | 10.6 | 85t | 15 | | | | |
| 29 | Conwell, Ernie | 1996-2002 | 146 | 1,574 | 10.8 | 52 | 10 | 29 | Amendola, Danny | 2009-2012 | 196 | 1,726 | 8.8 | 56 | 7 | | | | |
| 30 | Jessie, Ron | 1975-79 | 144 | 2,386 | 16.6 | 58 | 15 | 30 | Curtis, Kevin | 2003-06 | 136 | 1,714 | 12.6 | 83t | 11 | | | | |
| 31 | Cook, Jared | 2013-2015 | 142 | 1,786 | 12.6 | 59 | 8 | 31 | McCutcheon, Lawrence | 1972-79 | 184 | 1,683 | 9.1 | 50 | 12 | | | | |
| 32 | Bryant, Cullen | 1973-82, 87 | 142 | 1,148 | 8.1 | 39 | 3 | 32 | Clarke, Leon | 1956-59 | 151 | 1,680 | 11.1 | 70t | 12 | | | | |
| 33 | Curtis, Kevin | 2003-06 | 136 | 1,714 | 12.6 | 83t | 11 | 33 | Cox, Aaron | 1988-92 | 98 | 1,673 | 17.1 | 69t | 8 | | | | |
| 34 | Lee, Amp | 1997-99 | 135 | 1,514 | 11.2 | 62 | 6 | 34 | Holohan, Pete | 1988-90 | 159 | 1,625 | 10.2 | 31 | 7 | | | | |
| 35 | Gary, Cleveland | 1989-93 | 133 | 855 | 6.4 | 60t | 6 | 35 | Klein, Bob | 1969-77 | 128 | 1,606 | 12.5 | 44 | 15 | | | | |
| 36 | Johnson, Damone | 1986-92 | 132 | 1,015 | 7.7 | 27 | 18 | 36 | Delpino, Robert | 1988-92 | 152 | 1,574 | 10.4 | 78 | 9 | | | | |
| 37 | Klein, Bob | 1969-76 | 128 | 1,606 | 12.5 | 44 | 15 | 37 | Conwell, Ernie | 1996-2002 | 146 | 1,574 | 10.8 | 52 | 10 | | | | |
| 38 | McGee, Buford | 1987-91 | 127 | 1,008 | 7.9 | 25 | 11 | 38 | Kennison, Eddie | 1996-98, 08 | 96 | 1,562 | 16.3 | 77t | 10 | | | | |
| 39 | Smith, Larry | 1969-73 | 126 | 1,039 | 8.2 | 38 | 4 | 39 | McKeever, Marlin | 1961-66, 71-72 | 119 | 1,553 | 13.1 | 47t | 6 | | | | |
| 40 | Austin, Tavon | 2013-Present | 123 | 1,133 | 9.2 | 81 | 9 | 40 | Lee, Amp | 1997-99 | 135 | 1,514 | 11.2 | 62 | 6 | | | | |
| 41 | Dickerson, Eric | 1983-87 | 123 | 912 | 7.4 | 37t | 2 | 41 | Casey, Bernie | 1967-68 | 82 | 1,436 | 17.5 | 57t | 13 | | | | |
| 42 | McDonald, Tommy | 1965-66 | 122 | 1,750 | 14.3 | 62 | 11 | 42 | Guman, Mike | 1980-88 | 150 | 1,433 | 9.6 | 60 | 4 | | | | |
| 43 | Tyler, Wendell | 1977-82 | 120 | 1,147 | 9.6 | 71t | 10 | 43 | Britt, Kenny | 2014-Present | 84 | 1,429 | 17.0 | 63t | 6 | | | | |
| 44 | Waddy, Billy | 1977-81 | 120 | 1,963 | 16.4 | 68t | 10 | 44 | Hill, Drew | 1979-84 | 60 | 1,347 | 22.5 | 74t | 10 | | | | |
| 45 | McKeever, Marlin | 1961-66, 71-72 | 119 | 1,553 | 13.1 | 47t | 6 | 45 | Rentzel, Lance | 1971-72, 74 | 83 | 1,295 | 15.6 | 41 | 7 | | | | |
| 46 | Hill, David | 1983-87 | 113 | 1,158 | 10.2 | 37 | 5 | 46 | Hickey, Howard | 1941, 45-48 | 75 | 1,288 | 17.2 | 69 | 16 | | | | |
| 47 | Looker, Dane | 2002-08 | 112 | 1,224 | 10.9 | 41 | 5 | 47 | Avery, Donnie | 2008-2010 | 100 | 1,263 | 12.6 | 69t | 8 | | | | |
| 48 | Shofner, Del | 1957-60 | 110 | 2,155 | 19.6 | 92t | 16 | 48 | Looker, Dane | 2002-08 | 112 | 1,224 | 10.9 | 41 | 5 | | | | |
| 49 | Drayton, Troy | 1993-96 | 108 | 1,215 | 11.5 | 52t | 4 | 49 | McDonald, Shaun | 2003-06 | 106 | 1,215 | 11.5 | 52t | 4 | | | | |
| 50 | McDonald, Shaun | 2003-06 | 106 | 947 | 9.0 | 37 | 3 | 50 | Hill, David | 1983-87 | 113 | 1,158 | 10.2 | 37 | 5 | | | | |



RAMS ALL-TIME YARDS FROM SCRIMMAGE LEADERS

| # | Player | Years | Touch | Yards | Avg | Att | Yards | Avg | Rec | Yards | Avg |
|----|----------------------|---------------------|------------|--------------|------------|-----------|------------|------------|------------|--------------|------------|
| 1 | Bruce, Isaac | 1994-2007 | 965 | 14,259 | 14.8 | 23 | 150 | 6.5 | 942 | 14,109 | 15.0 |
| 2 | Jackson, Steven | 2004-2012 | 2,802 | 13,459 | 4.8 | 2,395 | 10,135 | 4.2 | 407 | 3,324 | 8.2 |
| 3 | Holt, Torry | 1999-2008 | 880 | 12,717 | 14.5 | 11 | 57 | 5.2 | 869 | 12,660 | 14.6 |
| 4 | Faulk, Marshall | 1999-2005 | 1,917 | 11,030 | 5.8 | 1,447 | 6,959 | 4.8 | 470 | 4,071 | 8.7 |
| 5 | Ellard, Henry | 1983-93 | 611 | 9,816 | 16.1 | 18 | 55 | 3.1 | 593 | 9,761 | 16.5 |
| 6 | Dickerson, Eric | 1983-87 | 1,648 | 8,157 | 4.9 | 1,525 | 7,245 | 4.8 | 123 | 912 | 7.4 |
| 7 | McCutcheon, Lawrence | 1972-79 | 1,619 | 7,869 | 4.9 | 1,435 | 6,186 | 4.3 | 184 | 1,683 | 9.1 |
| 8 | Bass, Dick | 1960-69 | 1,422 | 7,258 | 5.1 | 1,218 | 5,417 | 4.4 | 204 | 1,841 | 9.0 |
| 9 | Hirsch, Elroy | 1949-57 | 417 | 6,616 | 15.9 | 74 | 317 | 4.3 | 343 | 6,299 | 18.4 |
| 10 | Snow, Jack | 1965-75 | 342 | 6,015 | 17.6 | 2 | 3 | 1.5 | 340 | 6,012 | 17.7 |
| 11 | Fears, Tom | 1948-56 | 405 | 5,412 | 13.4 | 5 | 15 | 3.0 | 400 | 5,397 | 13.5 |
| 12 | Josephson, Les | 1964-67, 69-74 | 991 | 5,377 | 5.4 | 797 | 3,407 | 4.3 | 194 | 1,970 | 10.2 |
| 13 | Anderson, Willie | 1988-94 | 262 | 5,269 | 20.1 | 3 | 23 | 7.7 | 259 | 5,246 | 20.3 |
| 14 | Phillips, Jim | 1958-65 | 333 | 4,953 | 14.9 | 0 | 0 | 0.0 | 333 | 4,953 | 14.9 |
| 15 | Arnett, Jon | 1957-63 | 863 | 4,803 | 5.6 | 688 | 2,892 | 4.2 | 175 | 1,911 | 10.9 |
| 16 | Benton, Jim | 1938-40, 42, 44-47 | 283 | 4,585 | 16.2 | 8 | 19 | 2.4 | 275 | 4,566 | 16.6 |
| 17 | Tyler, Wendell | 1977-82 | 840 | 4,413 | 5.3 | 720 | 3,266 | 4.5 | 120 | 1,147 | 9.6 |
| 18 | Younger, Paul | 1949-57 | 766 | 4,275 | 5.6 | 682 | 3,296 | 4.8 | 84 | 979 | 11.7 |
| 19 | Bryant, Cullen | 1973-81, 87 | 944 | 4,267 | 4.5 | 802 | 3,119 | 3.9 | 142 | 1,148 | 8.1 |
| 20 | Towler, Dan | 1950-55 | 734 | 4,158 | 5.7 | 672 | 3,493 | 5.2 | 62 | 665 | 10.7 |
| 21 | Bettis, Jerome | 1993-95 | 871 | 3,734 | 4.3 | 796 | 3,091 | 3.9 | 75 | 643 | 8.6 |
| 22 | Ellison, Willie | 1967-72 | 746 | 3,661 | 4.9 | 656 | 2,901 | 4.4 | 90 | 760 | 8.4 |
| 23 | Jackson, Harold | 1968, 73-77 | 205 | 3,608 | 17.6 | 5 | 17 | 3.4 | 200 | 3,591 | 18.0 |
| 24 | Boyd, Bob | 1950-57 | 178 | 3,602 | 20.2 | 2 | -9 | -4.5 | 176 | 3,611 | 20.5 |
| 25 | Gary, Cleveland | 1989-93 | 800 | 3,489 | 4.4 | 667 | 2,634 | 3.9 | 133 | 855 | 6.4 |
| 26 | Bertelsen, Jim | 1972-76 | 702 | 3,480 | 5.0 | 614 | 2,466 | 4.0 | 88 | 1,014 | 11.5 |
| 27 | Cappelletti, John | 1974-78 | 737 | 3,193 | 4.3 | 632 | 2,246 | 3.6 | 105 | 947 | 9.0 |
| 28 | Dennard, Preston | 1978-83 | 201 | 3,147 | 15.7 | 12 | 81 | 6.8 | 189 | 3,066 | 16.2 |
| 29 | Hoerner, Dick | 1947-51 | 520 | 3,018 | 5.8 | 450 | 2,010 | 4.5 | 70 | 1,008 | 14.4 |
| 30 | Smith, Larry | 1969-73 | 599 | 2,947 | 4.9 | 473 | 1,908 | 4.0 | 126 | 1,039 | 8.2 |
| 31 | Delpino, Robert | 1988-92 | 523 | 2,944 | 5.6 | 371 | 1,370 | 3.7 | 152 | 1,574 | 10.4 |
| 32 | Guman, Mike | 1980-88 | 483 | 2,719 | 5.6 | 333 | 1,286 | 3.9 | 150 | 1,433 | 9.6 |
| 33 | Dale, Carroll | 1960-64 | 150 | 2,675 | 17.8 | 1 | 12 | 12.0 | 149 | 2,663 | 17.9 |
| 34 | Bell, Greg | 1988-89 | 616 | 2,643 | 4.3 | 568 | 2,375 | 4.2 | 48 | 268 | 5.6 |
| 35 | Quinlan, Volney | 1952-56 | 327 | 2,628 | 8.0 | 256 | 1,510 | 5.9 | 71 | 1,118 | 15.7 |
| 36 | Proehl, Ricky | 1998-2002 | 209 | 2,609 | 12.5 | 2 | 19 | 9.5 | 207 | 2,590 | 12.5 |
| 37 | Wilson, Tom | 1956-61 | 435 | 2,589 | 6.0 | 389 | 2,130 | 5.5 | 46 | 459 | 10.0 |
| 38 | Jessie, Ron | 1975-79 | 150 | 2,438 | 16.3 | 6 | 52 | 8.7 | 144 | 2,386 | 16.6 |
| 39 | White, Charles | 1985-88 | 535 | 2,309 | 4.3 | 504 | 2,133 | 4.2 | 31 | 176 | 5.7 |
| 40 | Drake, John | 1937-41 | 566 | 2,230 | 3.9 | 525 | 1,700 | 3.2 | 41 | 530 | 12.9 |
| 40 | Marconi, Joe | 1956-61 | 459 | 2,230 | 4.9 | 398 | 1,769 | 4.4 | 61 | 461 | 7.6 |
| 42 | Truax, Billy | 1964-70 | 180 | 2,177 | 12.1 | 0 | 0 | 0.0 | 180 | 2,177 | 12.1 |
| 43 | Hakim, Az-Zahir | 1998-2001 | 170 | 2,175 | 12.8 | 22 | 143 | 6.5 | 148 | 2,032 | 13.7 |
| 44 | Shofner, Del | 1957-60 | 112 | 2,146 | 19.2 | 2 | -9 | -4.5 | 110 | 2,155 | 19.6 |
| 45 | Gehrke, Fred | 1940, 45-49 | 369 | 2,094 | 5.7 | 318 | 1,591 | 5.0 | 51 | 503 | 9.9 |
| 46 | Matson, Ollie | 1959-62 | 314 | 2,028 | 6.5 | 249 | 1,214 | 4.9 | 65 | 814 | 12.5 |
| 47 | Waddy, Billy | 1977-81 | 128 | 2,027 | 15.8 | 8 | 64 | 8.0 | 120 | 1,963 | 16.4 |
| 48 | Waller, Ron | 1955-58 | 326 | 1,983 | 6.1 | 285 | 1,564 | 5.5 | 41 | 419 | 10.2 |
| 49 | Redden, Barry | 1982-86 | 381 | 1,954 | 5.1 | 325 | 1,490 | 4.6 | 56 | 464 | 8.3 |
| 50 | Austin, Tavon | 2013-Present | 220 | 1,942 | 8.8 | 97 | 809 | 8.3 | 123 | 1,133 | 9.2 |
| 51 | Brown, Ron | 1984-89, 91 | 119 | 1,918 | 16.1 | 21 | 127 | 6.0 | 98 | 1,791 | 18.3 |
| 52 | Amendola, Danny | 2009-2012 | 208 | 1,813 | 8.7 | 12 | 87 | 7.3 | 196 | 1,726 | 8.8 |



RAMS ALL-TIME ALL-PURPOSE YARDS LEADERS (1941-Present)

| # | Player | Years | Total | | Rushing | | | Receiving | | | Punt Returns | | Kickoff Returns | | | | |
|----|----------------------|--------------------|-------|--------|---------|-------|--------|-----------|-----|--------|--------------|-----|-----------------|------|-----|-------|------|
| | | | Touch | Yards | Avg | Att | Yards | Avg | Rec | Yards | Avg | PR | Yards | Avg | KR | Yards | Avg |
| 1 | Bruce, Isaac | 1994-2007 | 966 | 14,311 | 14.8 | 23 | 150 | 6.5 | 942 | 14,109 | 15.0 | 1 | 52 | 52.0 | 0 | 0 | 0.0 |
| 2 | Jackson, Steven | 2004-2012 | 2,806 | 13,538 | 4.8 | 2,395 | 10,135 | 4.2 | 407 | 3,324 | 8.2 | 0 | 0 | 0.0 | 4 | 79 | 19.8 |
| 3 | Holt, Torry | 1999-2008 | 883 | 12,732 | 14.4 | 11 | 57 | 5.2 | 869 | 12,660 | 14.6 | 3 | 15 | 5.0 | 0 | 0 | 0.0 |
| 4 | Ellard, Henry | 1983-93 | 765 | 11,707 | 15.3 | 18 | 55 | 3.1 | 593 | 9,761 | 16.5 | 135 | 1,527 | 11.3 | 19 | 364 | 19.2 |
| 5 | Faulk, Marshall | 1999-2005 | 1,919 | 11,048 | 5.8 | 1,447 | 6,959 | 4.8 | 470 | 4,071 | 8.7 | 0 | 0 | 0.0 | 2 | 18 | 9.0 |
| 6 | Bass, Dick | 1960-69 | 1,500 | 8,936 | 6.0 | 1,218 | 5,417 | 4.4 | 204 | 1,841 | 9.0 | 24 | 263 | 11.0 | 54 | 1,415 | 26.2 |
| 7 | Dickerson, Eric | 1983-87 | 1,648 | 8,157 | 4.9 | 1,525 | 7,245 | 4.8 | 123 | 912 | 7.4 | 0 | 0 | 0.0 | 0 | 0 | 0.0 |
| 8 | Arnett, Jon | 1957-63 | 1,042 | 8,076 | 7.8 | 688 | 2,892 | 4.2 | 175 | 1,911 | 10.9 | 75 | 683 | 9.1 | 104 | 2,590 | 24.9 |
| 9 | McCutcheon, Lawrence | 1972-79 | 1,620 | 7,875 | 4.9 | 1,435 | 6,186 | 4.3 | 184 | 1,683 | 9.1 | 0 | 0 | 0.0 | 1 | 6 | 6.0 |
| 10 | Bryant, Cullen | 1973-81, 87 | 1,080 | 6,734 | 6.2 | 802 | 3,119 | 3.9 | 142 | 1,148 | 8.1 | 71 | 707 | 10.0 | 65 | 1,760 | 27.1 |
| 11 | Hirsch, Elroy | 1949-57 | 417 | 6,606 | 15.8 | 74 | 317 | 4.3 | 343 | 6,289 | 18.3 | 0 | 0 | 0.0 | 0 | 0 | 0.0 |
| 12 | Snow, Jack | 1965-75 | 342 | 6,015 | 17.6 | 2 | 3 | 1.5 | 340 | 6,012 | 17.7 | 0 | 0 | 0.0 | 0 | 0 | 0.0 |
| 13 | Brown, Ron | 1984-89, 91 | 288 | 5,836 | 20.3 | 21 | 127 | 6.0 | 98 | 1,791 | 18.3 | 0 | 0 | 0.0 | 169 | 3,918 | 23.2 |
| 14 | Amendola, Danny | 2009-2012 | 415 | 5,523 | 13.3 | 12 | 87 | 7.3 | 196 | 1,726 | 8.8 | 89 | 934 | 10.5 | 118 | 2,776 | 23.5 |
| 15 | Fears, Tom | 1948-56 | 405 | 5,412 | 13.4 | 5 | 15 | 3.0 | 400 | 5,397 | 13.5 | 0 | 0 | 0.0 | 0 | 0 | 0.0 |
| 16 | Anderson, Willie | 1988-94 | 263 | 5,278 | 20.1 | 3 | 23 | 7.7 | 259 | 5,246 | 20.3 | 0 | 0 | 0.0 | 1 | 9 | 9.0 |
| 17 | Josephson, Les | 1964-67, 69-74 | 997 | 5,068 | 5.1 | 797 | 3,407 | 4.3 | 194 | 1,570 | 8.1 | 0 | 0 | 0.0 | 6 | 91 | 15.2 |
| 18 | Tyler, Wendell | 1977-82 | 867 | 4,983 | 5.7 | 720 | 3,266 | 4.5 | 120 | 1,147 | 9.6 | 0 | 0 | 0.0 | 27 | 570 | 21.1 |
| 19 | Phillips, Jim | 1958-65 | 333 | 4,953 | 14.9 | 0 | 0 | 0.0 | 333 | 4,953 | 14.9 | 0 | 0 | 0.0 | 0 | 0 | 0.0 |
| 20 | Hill, Drew | 1979-84 | 236 | 4,825 | 20.4 | 2 | 18 | 9.0 | 60 | 1,347 | 22.5 | 3 | 22 | 7.3 | 171 | 3,438 | 20.1 |
| 21 | Ellison, Willie | 1967-72 | 788 | 4,672 | 5.9 | 656 | 2,901 | 4.4 | 90 | 760 | 8.4 | 0 | 0 | 0.0 | 42 | 1,011 | 24.1 |
| 22 | Benton, Jim | 1938-40, 42, 44-47 | 288 | 4,605 | 16.0 | 8 | 19 | 2.4 | 275 | 4,566 | 16.6 | 0 | 0 | 0.0 | 5 | 20 | 4.0 |
| 23 | Bertelsen, Jim | 1972-76 | 782 | 4,421 | 5.7 | 614 | 2,466 | 4.0 | 88 | 1,014 | 11.5 | 74 | 821 | 11.1 | 6 | 120 | 20.0 |
| 24 | Younger, Paul | 1949-57 | 767 | 4,299 | 5.6 | 682 | 3,296 | 4.8 | 84 | 979 | 11.7 | 0 | 0 | 0.0 | 1 | 24 | 24.0 |
| 25 | Towler, Dan | 1950-55 | 742 | 4,224 | 5.7 | 672 | 3,493 | 5.2 | 62 | 665 | 10.7 | 1 | 0 | 0.0 | 7 | 66 | 9.4 |
| 26 | Delpino, Robert | 1988-92 | 584 | 4,137 | 7.1 | 371 | 1,370 | 3.7 | 152 | 1,574 | 10.4 | 0 | 0 | 0.0 | 61 | 1,193 | 19.6 |
| 27 | Wilson, Tom | 1956-61 | 489 | 3,999 | 8.2 | 389 | 2,130 | 5.5 | 46 | 459 | 10.0 | 3 | 28 | 9.3 | 51 | 1,382 | 27.1 |
| 28 | Smith, Verda | 1949-53 | 399 | 3,956 | 9.9 | 208 | 664 | 3.2 | 59 | 1,025 | 17.4 | 75 | 814 | 10.9 | 57 | 1,453 | 25.5 |
| 29 | Lewis, Woodley | 1950-55 | 282 | 3,798 | 13.5 | 47 | 188 | 4.0 | 21 | 218 | 10.4 | 106 | 817 | 7.7 | 108 | 2,575 | 23.8 |
| 30 | Bettis, Jerome | 1993-95 | 871 | 3,734 | 4.3 | 796 | 3,091 | 3.9 | 75 | 643 | 8.6 | 0 | 0 | 0.0 | 0 | 0 | 0.0 |
| 31 | Boyd, Bob | 1950-57 | 190 | 3,732 | 19.6 | 2 | -9 | -4.5 | 176 | 3,611 | 20.5 | 5 | 26 | 5.2 | 7 | 104 | 14.9 |
| 32 | Horne, Tony | 1998-2000 | 156 | 3,638 | 23.3 | 2 | 6 | 3.0 | 4 | 32 | 8.0 | 7 | 23 | 3.3 | 143 | 3,577 | 25.0 |
| 33 | Jackson, Harold | 1968, 73-77 | 205 | 3,608 | 17.6 | 5 | 17 | 3.4 | 200 | 3,591 | 18.0 | 0 | 0 | 0.0 | 0 | 0 | 0.0 |
| 34 | Gary, Cleveland | 1989-93 | 801 | 3,493 | 4.4 | 667 | 2,634 | 3.9 | 133 | 855 | 6.4 | 0 | 0 | 0.0 | 1 | 4 | 4.0 |
| 35 | Hakim, Az-Zahir | 1998-2001 | 285 | 3,492 | 12.3 | 22 | 143 | 6.5 | 148 | 2,032 | 13.7 | 112 | 1,280 | 11.4 | 3 | 37 | 12.3 |
| 36 | Quinlan, Volney | 1952-56 | 358 | 3,410 | 9.5 | 246 | 1,489 | 6.1 | 68 | 1,084 | 15.9 | 20 | 277 | 13.9 | 24 | 560 | 23.3 |
| 37 | Redden, Barry | 1982-86 | 445 | 3,344 | 7.5 | 325 | 1,490 | 4.6 | 56 | 464 | 8.3 | 0 | 0 | 0.0 | 64 | 1,390 | 21.7 |
| 38 | Austin, Tavon | 2013-Present | 345 | 3,310 | 9.6 | 97 | 809 | 8.3 | 123 | 1,133 | 9.2 | 102 | 935 | 9.2 | 23 | 433 | 18.8 |
| 39 | Waller, Ron | 1955-58 | 431 | 3,294 | 7.6 | 285 | 1,564 | 5.5 | 41 | 419 | 10.2 | 57 | 165 | 2.9 | 48 | 1,146 | 23.9 |
| 40 | Cappelletti, John | 1974-78 | 742 | 3,249 | 4.4 | 632 | 2,246 | 3.6 | 105 | 947 | 9.0 | 0 | 0 | 0.0 | 5 | 56 | 11.2 |



RAMS ALL-TIME INTERCEPTION LEADERS (1940-Present)

| # | Player | Years | Int | Yards | Avg | LG | TD |
|-----------|--------------------------|---------------------|-----------|------------|-------------|-----------|----------|
| 1 | Meador, Ed | 1959-70 | 46 | 547 | 11.9 | 38t | 5 |
| 2 | Cromwell, Nolan | 1977-87 | 37 | 671 | 18.1 | 94 | 4 |
| 3 | Irvin, LeRoy | 1980-89 | 34 | 654 | 19.2 | 81t | 5 |
| 4 | Lyght, Todd | 1991-2000 | 31 | 359 | 11.6 | 57t | 4 |
| 5 | Sherman, Will | 1954-60 | 28 | 515 | 18.4 | 95t | 3 |
| | Williams, Clarence | 1965-72 | 28 | 428 | 15.3 | 65t | 2 |
| | Perry, Rod | 1975-82 | 28 | 386 | 13.8 | 83t | 4 |
| | Lyle, Keith | 1994-2000 | 28 | 336 | 12.0 | 68 | 0 |
| 9 | Elmendorf, Dave | 1971-79 | 27 | 421 | 15.6 | 57t | 2 |
| 10 | Thomas, Pat | 1976-82 | 26 | 292 | 11.2 | 64 | 1 |
| 11 | Lewis, Woodley | 1950-55 | 23 | 416 | 18.1 | 45t | 1 |
| 12 | Simpson, Bill | 1974-78 | 22 | 391 | 17.8 | 42 | 0 |
| | Gray, Jerry | 1985-91 | 22 | 350 | 15.9 | 59t | 3 |
| | Atogwe, Oshiomogho | 2005-2010 | 22 | 340 | 15.5 | 52t | 1 |
| 15 | Burroughs, Don | 1955-59 | 21 | 213 | 10.1 | 46 | 0 |
| | Johnson, Johnnie | 1980-89 | 21 | 419 | 20.0 | 99t | 4 |
| 17 | Waterfield, Bob | 1945-52 | 20 | 265 | 13.3 | 40 | 0 |
| | McCleon, Dexter | 1997-2002 | 20 | 140 | 7.0 | 43 | 0 |
| 19 | Robertson, Isaiah | 1971-78 | 18 | 266 | 14.8 | 76 | 2 |
| 20 | Lane, Dick | 1952-53 | 17 | 307 | 18.1 | 80 | 2 |
| | Pardee, Jack | 1957-70 | 17 | 247 | 14.5 | 46t | 4 |
| | Jackson, Monte | 1975-77 | 17 | 259 | 15.2 | 46 | 3 |
| 23 | Richter, Les | 1954-62 | 16 | 206 | 12.9 | 25 | 0 |
| | Nettles, Jim | 1969-72 | 16 | 356 | 22.3 | 44 | 1 |
| 25 | Johnson, Trumaine | 2012-present | 15 | 219 | 14.6 | 43 | 2 |
| 26 | Williams, Jerry | 1949-52 | 15 | 175 | 11.7 | 25 | 2 |
| | Rich, Herb | 1951-53 | 14 | 307 | 21.9 | 97 | 2 |
| | Britt, Charley | 1960-63 | 14 | 241 | 17.2 | 73 | 1 |
| | Youngblood, Jim | 1973-84 | 14 | 262 | 18.7 | 36 | 4 |
| 30 | Bly, Dre' | 1999-2002 | 14 | 247 | 17.6 | 93t | 3 |
| | Matheson, Riley | 1939-42, 44-47 | 12 | 91 | 7.6 | 45 | 0 |
| | Crow, Lindon | 1961-64 | 12 | 240 | 20.0 | 65t | 1 |
| | Stukes, Charlie | 1973-74 | 12 | 194 | 16.2 | 42 | 0 |
| | Henley, Darryl | 1989-94 | 12 | 119 | 9.9 | 25 | 0 |
| 35 | Newsome, Vince | 1983-90 | 12 | 227 | 18.9 | 81 | 1 |
| | Harmon, Tom | 1946-47 | 11 | 233 | 21.2 | 85 | 2 |
| | Paul, Don | 1948-55 | 11 | 173 | 15.7 | 32 | 0 |
| | Hecker, Norb | 1951-53 | 11 | 215 | 19.5 | 50 | 0 |
| | Baughan, Maxie | 1966-70 | 11 | 104 | 9.5 | 31 | 0 |
| | Newman, Anthony | 1988-94 | 11 | 164 | 14.9 | 58 | 1 |
| 41 | Jenkins, Janoris | 2012-2015 | 10 | 279 | 27.9 | 99t | 2 |
| | Gehrke, Fred | 1940, 45-49 | 10 | 108 | 10.8 | 41 | 0 |
| | Sims, George | 1949-50 | 10 | 83 | 8.3 | 27 | 1 |
| | Dwyer, Jack | 1952-55 | 10 | 169 | 16.9 | 76t | 2 |
| | McNeil, Ryan | 1997-98 | 10 | 164 | 16.4 | 75t | 2 |
| 46 | Cason, Jim | 1955-56 | 9 | 104 | 11.6 | 29 | 1 |
| | Lamson, Chuck | 1965-67 | 9 | 77 | 8.56 | 44t | 1 |
| | Howard, Gene | 1971-72 | 9 | 125 | 13.9 | 55 | 1 |
| | Green, Gary | 1984-85 | 9 | 172 | 19.1 | 60 | 1 |
| | Butler, Jerametrious | 2001-06 | 9 | 87 | 9.7 | 45 | 0 |
| | Williams, Aeneas | 2001-2004 | 9 | 154 | 17.1 | 46t | 3 |
| 52 | Bartell, Ron | 2005-2011 | 8 | 102 | 12.8 | 38t | 1 |





GAME SUMMARIES



1

LOS ANGELES 0, SAN FRANCISCO 28

September 12, 2016 - Levi's Stadium - Santa Clara, Calif.



WEATHER: 66 degrees, clear - **ATTENDANCE:** 70,178- **TIME:** 7:20 p.m.

The Los Angeles Rams opened the 2016 campaign with a loss at the hands of the San Francisco 49ers, in Santa Clara by a score of 28-0. The 49ers held the Rams to 185 yards of offense on the night, including 65 yards rushing and 130 yards passing. Los Angeles' ground game was led by second-year rusher Todd Gurley with 47 yards on 17 carries. QB Case Keenum complete 17-of-35 passing attempts for 130 yards, but also threw two interceptions. WR Kenny Britt accounted for over 1/3 of the Rams offensive production with 67 yards receiving on four catches.

The Rams defense limited 49ers QB Blaine Gabbert to 170 yards passing, while completing 22-of-35 passing attempts with one touchdown toss. San Francisco RB Carlos Hyde rushed for 88 yards and two touchdown on 23 carries.

Rams P Johnny Hekker booted 10 punts covering 431 yards (43.1 avg.) and the Los Angeles coverage units limited 49ers return man Jeremy Kerley to 11 yards on two returns with seven fair catches. Hekker finished the contest with a 42.0 yard net average and placed four punts within the 49ers 20-yard line.

PR/WR Tavon Austin fielded four punts for 38 yards (9.5 avg.), including a 28-yard return in the second half of the contest. RB/KR Benny Cunningham returned two kicks for 59 yards with a 29.5-yard average, including a 32-yard return.

This game marked only the fifth time Head Coach Jeff Fisher has been shutout, the first since the 2010 campaign.

STARTING LINEUPS

LOS ANGELES RAMS

| | | |
|-----------------|-----|-----------------|
| .1 T.Austin | LDE | 95 W.Hayes |
| 16 C.Harkey | LDT | 99 A.Donald |
| 13 G.Robinson | RDT | 90 M.Brockers |
| 16 R.Saffold | RDE | 94 R.Quinn |
| 11 T.Barnes | MLB | 52 A.Ogletree |
| 19 C.Wichmann | LCB | 22 T.Johnson |
| 19 R.Havenstein | MCB | 20 L.Joyner |
| 18 L.Kendricks | RCB | 21 C.Sensabaugh |
| 8 K.Britt | WS | 26 M.Barron |
| 7 C.Keenum | FS | 31 M.Alexander |

K 4 G.Zuerlein, P 6 J.Hekker, WR 13 M.Thomas, WR 15 B.Marquez, RB 23 B.Cunningham, CB 32 T.Hill, RB 34 C.Reynolds, S 38 C.Davis, RB 39 M.Brown, LS 44 J.McQuaide, LB 54 B.Hager, LB 58 C.Littleton, LB 59 J.Forrest, T 64 A.Donnal, C 65 D.Rhane, G 68 J.Brown, WR 83 B.Quick, TE 89 T.Higbee, DE 91 D.Easley, DT 92 C.Thomas, DT 93 E.Westbrooks, DE 97 E.Sims

SAN FRANCISCO 49ERS

| | |
|------------------|------------------|
| WR 17 J.Kerley | LDT 99 D.Buckner |
| LT 74 J.Staley | NT 64 M.Purcell |
| LG 68 Z.Beadles | RDT 92 Q.Dial |
| C 67 D.Kilgore | OLB 55 A.Brooks |
| RG 61 A.Tiller | ILB 53 N.Bowman |
| RT 77 T.Brown | ILB 51 G.Hodges |
| TE 89 V.McDonald | OLB 58 E.Harold |
| WR 82 T.Smith | LCB 26 T.Brock |
| WR 11 Q.Patton | RCB 25 J.Ward |
| RB 28 C.Hyde | FS 35 E.Reid |

K 4 P.Dawson, P 5 B.Pinion, QB 7 C.Kaepernick, WR 13 A.Burbridge, WR 14 C.Harper, CB 20 M.Cromartie, RB 22 M.Davis, RB 24 S.Draughn, S 29 J.Tartt, CB 33 R.Robinson, CB 36 D.Johnson, LB 50 N.Bellore, LB 54 R.Armstrong, LB 57 M.Wilhoite, DT 63 T.Jerod-Eddie, C 66 M.Martin, T 76 A.Davis, WR 81 R.Streater, TE 84 B.Bell, TE/LS 86 K.Nelson, TE 88 G.Celek, DL 91 A.Armstead, DT 95 T.Carradine, DL 98 R.Blair

SCORING SUMMARY

| | | 1 | 2 | 3 | 4 | OT | Total |
|----------|---------------------|---|---|---|----|----|-------|
| VISITOR: | Los Angeles Rams | 0 | 0 | 0 | 0 | 0 | 0 |
| HOME: | San Francisco 49ers | 7 | 7 | 0 | 14 | 0 | 28 |

Scoring Plays

| Team | Qtr | Time | Play Description (Extra Point) (Drive Info) | Visitor | Home |
|-------------------------|-----|-------|--|------------|------|
| 49ers | 1 | 3:24 | C.Hyde 11 yd. run (P.Dawson kick) (10-52, 3:18) | 0 | 7 |
| 49ers | 2 | 8:16 | S.Draughn 3 yd. run (P.Dawson kick) (9-59, 2:44) | 0 | 14 |
| 49ers | 4 | 12:07 | V.McDonald 8 yd. pass from B.Gabbert (P.Dawson kick) (10-77, 3:55) | 0 | 21 |
| 49ers | 4 | 5:14 | C.Hyde 1 yd. run (P.Dawson kick) (11-80, 5:51) | 0 | 28 |
| Paid Attendance: 70,178 | | | | Time: 3:05 | |



FINAL TEAM STATISTICS

| | | |
|--|----------|----------|
| TOTAL FIRST DOWNS | 10 | 28 |
| By Rushing | 4 | 11 |
| By Passing | 6 | 10 |
| By Penalty | 0 | 7 |
| THIRD DOWN EFFICIENCY | 3-15-20% | 8-17-47% |
| FOURTH DOWN EFFICIENCY | 1-2-50% | 1-2-50% |
| TOTAL NET YARDS | 185 | 320 |
| Total Offensive Plays (inc. times thrown passing) | 60 | 77 |
| Average gain per offensive play | 3.1 | 4.2 |
| NET YARDS RUSHING | 65 | 150 |
| Total Rushing Plays | 23 | 42 |
| Average gain per rushing play | 2.8 | 3.6 |
| Tackles for a loss-number and yards | 1-3 | 5-7 |
| NET YARDS PASSING | 120 | 170 |
| Times thrown - yards lost attempting to pass | 2-10 | 0-0 |
| Gross yards passing | 130 | 170 |
| PASS ATTEMPTS-COMPLETIONS-HAD INTERCEPTED | 35-17-2 | 35-22-0 |
| Avg gain per pass play (inc.# thrown passing) | 3.2 | 4.9 |
| KICKOFFS Number-In End Zone-Touchbacks | 1-1-1 | 5-5-3 |
| PUNTS Number and Average | 10-43.1 | 7-45.6 |
| Had Blocked | 0 | 0 |
| FGs - PATs Had Blocked | 0-0 | 0-0 |
| Net Punting Average | 42.0 | 40.1 |
| TOTAL RETURN YARDAGE (Not Including Kickoffs) | 38 | 16 |
| No. and Yards Punt Returns | 4-38 | 2-11 |
| No. and Yards Kickoff Returns | 2-59 | 0-0 |
| No. and Yards Interception Returns | 0-0 | 2-5 |
| PENALTIES Number and Yards | 10-102 | 2-10 |
| FUMBLES Number and Lost | 0-0 | 2-1 |
| TOUCHDOWNS | 0 | 4 |
| Rushing | 0 | 3 |
| Passing | 0 | 1 |
| EXTRA POINTS Made-Attempts | 0-0 | 4-4 |
| Kicking Made-Attempts | 0-0 | 4-4 |
| FIELD GOALS Made-Attempts | 0-0 | 0-0 |
| RED ZONE EFFICIENCY | 0-0-0% | 4-4-100% |
| GOAL TO GO EFFICIENCY | 0-0-0% | 4-4-100% |
| SAFETIES | 0 | 0 |
| FINAL SCORE | 0 | 28 |
| TIME OF POSSESSION | 27:50 | 32:10 |

FINAL INDIVIDUAL STATISTICS

| Los Angeles Rams | | | | | | | | | San Francisco 49ers | | | | | | | | | | |
|------------------|--|-----|-----|------|-------|----|------|----|---------------------|-----------------|-----|-----|------|------|-------|------|----|----|------|
| RUSHING | | ATT | YDS | AVG | LG | TD | | | RUSHING | | ATT | YDS | AVG | LG | TD | | | | |
| T.Gurley | | 17 | 47 | 2.8 | 10 | 0 | | | C.Hyde | | 23 | 88 | 3.8 | 18 | 2 | | | | |
| C.Keenum | | 3 | 10 | 3.3 | 6 | 0 | | | B.Gabbert | | 9 | 43 | 4.8 | 11 | 0 | | | | |
| M.Brown | | 1 | 5 | 5.0 | 5 | 0 | | | S.Draughn | | 7 | 18 | 2.6 | 6 | 1 | | | | |
| T.Austin | | 1 | 2 | 2.0 | 2 | 0 | | | M.Davis | | 3 | 1 | 0.3 | 2 | 0 | | | | |
| B.Cunningham | | 1 | 1 | 1.0 | 1 | 0 | | | | | | | | | | | | | |
| Total | | 23 | 65 | 2.8 | 10 | 0 | | | Total | | 42 | 150 | 3.6 | 18 | 3 | | | | |
| PASSING | | ATT | CMP | YDS | SK/YD | TD | LG | IN | RT | PASSING | | ATT | CMP | YDS | SK/YD | TD | LG | IN | RT |
| C.Keenum | | 35 | 17 | 130 | 2/10 | 0 | 22 | 2 | 34.2 | B.Gabbert | | 35 | 22 | 170 | 0/0 | 1 | 35 | 0 | 84.2 |
| Total | | 35 | 17 | 130 | 2/10 | 0 | 22 | 2 | 34.2 | Total | | 35 | 22 | 170 | 0/0 | 1 | 35 | 0 | 84.2 |
| PASS RECEIVING | | TAR | REC | YDS | AVG | LG | TD | | | PASS RECEIVING | | TAR | REC | YDS | AVG | LG | TD | | |
| K.Britt | | 6 | 4 | 67 | 16.8 | 22 | 0 | | | J.Kerley | | 11 | 7 | 61 | 8.7 | 18 | 0 | | |
| T.Austin | | 12 | 4 | 13 | 3.3 | 5 | 0 | | | Q.Patton | | 5 | 5 | 60 | 12.0 | 35 | 0 | | |
| B.Quick | | 5 | 3 | 23 | 7.7 | 15 | 0 | | | S.Draughn | | 2 | 2 | 18 | 9.0 | 11 | 0 | | |
| L.Kendricks | | 3 | 2 | 15 | 7.5 | 9 | 0 | | | V.McDonald | | 3 | 2 | 14 | 7.0 | 8 | 1 | | |
| M.Brown | | 1 | 1 | 8 | 8.0 | 8 | 0 | | | T.Smith | | 6 | 2 | 13 | 6.5 | 15 | 0 | | |
| B.Cunningham | | 1 | 1 | 7 | 7.0 | 7 | 0 | | | C.Hyde | | 3 | 2 | 5 | 2.5 | 4 | 0 | | |
| T.Higbee | | 4 | 1 | 2 | 2.0 | 2 | 0 | | | G.Celek | | 4 | 1 | 15 | 15.0 | 15 | 0 | | |
| T.Gurley | | 3 | 1 | -5 | -5.0 | -5 | 0 | | | B.Gabbert | | 1 | 1 | -16 | -16.0 | -16 | 0 | | |
| Total | | 35 | 17 | 130 | 7.6 | 22 | 0 | | | Total | | 35 | 22 | 170 | 7.7 | 35 | 1 | | |
| INTERCEPTIONS | | NO | | YDS | AVG | LG | TD | | | INTERCEPTIONS | | NO | | YDS | AVG | LG | TD | | |
| | | | | | | | | | | R.Armstrong | | 1 | | 5 | 5.0 | 5 | 0 | | |
| | | | | | | | | | | N.Bowman | | 1 | | 0 | 0.0 | 0 | 0 | | |
| Total | | 0 | | 0 | 0 | 0 | 0 | | | Total | | 2 | | 5 | 2.5 | 5 | 0 | | |
| PUNTING | | NO | YDS | AVG | NET | TB | IN20 | LG | PUNTING | | NO | YDS | AVG | NET | TB | IN20 | LG | | |
| J.Hekker | | 10 | 431 | 43.1 | 42.0 | 0 | 4 | 54 | B.Pinion | | 7 | 319 | 45.6 | 40.1 | 0 | 1 | 52 | | |
| Total | | 10 | 431 | 43.1 | 42.0 | 0 | 4 | 54 | Total | | 7 | 319 | 45.6 | 40.1 | 0 | 1 | 52 | | |
| PUNT RETURNS | | NO | YDS | AVG | FC | LG | TD | | | PUNT RETURNS | | NO | YDS | AVG | FC | LG | TD | | |
| T.Austin | | 4 | 38 | 9.5 | 3 | 28 | 0 | | | J.Kerley | | 2 | 11 | 5.5 | 7 | 7 | 0 | | |
| | | | | | | | | | | [OUT OF BOUNDS] | | 1 | | 0 | 0.0 | 0 | 0 | | |
| Total | | 4 | 38 | 9.5 | 3 | 28 | 0 | | | Total | | 2 | 11 | 5.5 | 7 | 7 | 0 | | |
| KICKOFF RETURNS | | NO | YDS | AVG | FC | LG | TD | | | KICKOFF RETURNS | | NO | YDS | AVG | FC | LG | TD | | |
| B.Cunningham | | 2 | 59 | 29.5 | 0 | 32 | 0 | | | [TOUCHBACK] | | 1 | | 0 | 0.0 | 0 | 0 | | |
| [TOUCHBACK] | | 3 | 0 | 0.0 | 0 | 0 | 0 | | | | | | | | | | | | |
| Total | | 2 | 59 | 29.5 | 0 | 32 | 0 | | | Total | | 0 | 0 | 0.0 | 0 | 0 | 0 | | |



DEFENSIVE STATISTICS (Based on press box stats)

| Los Angeles Rams | Regular Defensive Plays | | | | | | | | | | | | Special Teams | | | | | Misc | | | |
|------------------|-------------------------|-----|------|----|---|-----|-----|---|----|----|----|----|---------------|-----|----|----|----|------|-----|----|----|
| | TKL | AST | COMB | SK | / | YDS | TFL | Q | IN | PD | FF | FR | TKL | AST | FF | FR | BL | TKL | AST | FF | FR |
| A.Ogletree | 11 | 1 | 12 | 0 | | 0 | 0 | 0 | 0 | 1 | 0 | 0 | 0 | 0 | 0 | 0 | 0 | 0 | 0 | 0 | 0 |
| C.Sensabaugh | 9 | 0 | 9 | 0 | | 0 | 1 | 0 | 0 | 0 | 1 | 0 | 0 | 0 | 0 | 0 | 0 | 0 | 0 | 0 | 0 |
| T.McDonald | 8 | 0 | 8 | 0 | | 0 | 4 | 0 | 0 | 0 | 0 | 0 | 0 | 0 | 0 | 0 | 0 | 0 | 0 | 0 | 0 |
| L.Joyner | 6 | 1 | 7 | 0 | | 0 | 1 | 0 | 0 | 0 | 0 | 0 | 0 | 0 | 0 | 0 | 0 | 0 | 0 | 0 | 0 |
| W.Hayes | 4 | 1 | 5 | 0 | | 0 | 1 | 0 | 0 | 0 | 0 | 0 | 0 | 0 | 0 | 0 | 0 | 0 | 0 | 0 | 0 |
| A.Donald | 3 | 0 | 3 | 0 | | 0 | 0 | 1 | 0 | 0 | 0 | 0 | 0 | 0 | 0 | 0 | 0 | 0 | 0 | 0 | 0 |
| M.Alexander | 3 | 0 | 3 | 0 | | 0 | 0 | 0 | 0 | 1 | 0 | 0 | 0 | 0 | 0 | 0 | 0 | 0 | 0 | 0 | 0 |
| D.Easley | 3 | 0 | 3 | 0 | | 0 | 0 | 0 | 0 | 0 | 1 | 0 | 0 | 0 | 0 | 0 | 0 | 0 | 0 | 0 | 0 |
| M.Barron | 2 | 1 | 3 | 0 | | 0 | 0 | 0 | 0 | 2 | 0 | 0 | 0 | 0 | 0 | 0 | 0 | 0 | 0 | 0 | 0 |
| T.Johnson | 2 | 1 | 3 | 0 | | 0 | 0 | 0 | 0 | 0 | 0 | 1 | 0 | 0 | 0 | 0 | 0 | 0 | 0 | 0 | 0 |
| R.Quinn | 2 | 0 | 2 | 0 | | 0 | 0 | 0 | 0 | 0 | 0 | 0 | 0 | 0 | 0 | 0 | 0 | 0 | 0 | 0 | 0 |
| M.Brockers | 2 | 0 | 2 | 0 | | 0 | 0 | 0 | 0 | 0 | 0 | 0 | 0 | 0 | 0 | 0 | 0 | 0 | 0 | 0 | 0 |
| C.Thomas | 1 | 0 | 1 | 0 | | 0 | 0 | 0 | 0 | 0 | 0 | 0 | 0 | 0 | 0 | 0 | 0 | 0 | 0 | 0 | 0 |
| E.Sims | 1 | 0 | 1 | 0 | | 0 | 0 | 0 | 0 | 0 | 0 | 0 | 0 | 0 | 0 | 0 | 0 | 0 | 0 | 0 | 0 |
| E.Westbrooks | 1 | 0 | 1 | 0 | | 0 | 1 | 0 | 0 | 0 | 0 | 0 | 0 | 0 | 0 | 0 | 0 | 0 | 0 | 0 | 0 |
| C.Reynolds | 0 | 0 | 0 | 0 | | 0 | 0 | 0 | 0 | 0 | 0 | 0 | 2 | 0 | 0 | 0 | 0 | 0 | 0 | 0 | 0 |
| R.Saffold | 0 | 0 | 0 | 0 | | 0 | 0 | 0 | 0 | 0 | 0 | 0 | 0 | 0 | 0 | 0 | 0 | 1 | 0 | 0 | 0 |
| G.Robinson | 0 | 0 | 0 | 0 | | 0 | 0 | 0 | 0 | 0 | 0 | 0 | 0 | 0 | 0 | 0 | 0 | 1 | 0 | 0 | 0 |
| Total | 58 | 5 | 63 | 0 | | 0 | 8 | 1 | 0 | 4 | 2 | 1 | 2 | 0 | 0 | 0 | 0 | 2 | 0 | 0 | 0 |

TKL = Tackle AST = Assist COMB = Combined QH=QB Hit IN = Interception PD = Pass Defense FF = Forced Fumble FR = Fumble Recovery

| San Francisco 49ers | Regular Defensive Plays | | | | | | | | | | | | Special Teams | | | | | Misc | | | |
|---------------------|-------------------------|-----|------|----|----|-----|-----|----|----|----|----|----|---------------|-----|----|----|----|------|-----|----|----|
| | TKL | AST | COMB | SK | / | YDS | TFL | QH | IN | PD | FF | FR | TKL | AST | FF | FR | BL | TKL | AST | FF | FR |
| N.Bowman | 7 | 2 | 9 | 0 | 0 | 1 | 0 | 1 | 1 | 0 | 0 | 0 | 0 | 0 | 0 | 0 | 0 | 0 | 0 | 0 | 0 |
| M.Purcell | 4 | 0 | 4 | 0 | 0 | 0 | 0 | 0 | 0 | 0 | 0 | 0 | 0 | 0 | 0 | 0 | 0 | 0 | 0 | 0 | 0 |
| A.Bethea | 4 | 0 | 4 | 0 | 0 | 0 | 0 | 0 | 0 | 0 | 0 | 0 | 0 | 0 | 0 | 0 | 0 | 0 | 0 | 0 | 0 |
| R.Armstrong | 3 | 1 | 4 | 0 | 0 | 1 | 0 | 1 | 2 | 0 | 0 | 0 | 0 | 0 | 0 | 0 | 0 | 0 | 0 | 0 | 0 |
| Q.Dial | 2 | 2 | 4 | 0 | 0 | 0 | 0 | 0 | 1 | 0 | 0 | 0 | 0 | 0 | 0 | 0 | 0 | 0 | 0 | 0 | 0 |
| J.Ward | 3 | 0 | 3 | 0 | 0 | 0 | 0 | 0 | 2 | 0 | 0 | 0 | 0 | 0 | 0 | 0 | 0 | 0 | 0 | 0 | 0 |
| A.Brooks | 2 | 1 | 3 | 1 | 6 | 1 | 1 | 0 | 0 | 0 | 0 | 0 | 0 | 0 | 0 | 0 | 0 | 0 | 0 | 0 | 0 |
| E.Reid | 2 | 1 | 3 | 0 | 0 | 0 | 2 | 0 | 0 | 0 | 0 | 0 | 0 | 0 | 0 | 0 | 0 | 0 | 0 | 0 | 0 |
| D.Buckner | 1 | 2 | 3 | 0 | 0 | 0 | 0 | 0 | 0 | 0 | 0 | 0 | 0 | 0 | 0 | 0 | 0 | 0 | 0 | 0 | 0 |
| T.Brock | 1 | 1 | 2 | 0 | 0 | 0 | 0 | 0 | 1 | 0 | 0 | 0 | 0 | 0 | 0 | 0 | 0 | 0 | 0 | 0 | 0 |
| G.Hodges | 1 | 1 | 2 | 0 | 0 | 0 | 0 | 0 | 0 | 0 | 0 | 0 | 0 | 0 | 0 | 0 | 0 | 0 | 0 | 0 | 0 |
| A.Armstead | 1 | 0 | 1 | 1 | 4 | 1 | 1 | 0 | 0 | 0 | 0 | 0 | 0 | 0 | 0 | 0 | 0 | 0 | 0 | 0 | 0 |
| J.Tartt | 1 | 0 | 1 | 0 | 0 | 0 | 1 | 0 | 0 | 0 | 0 | 0 | 3 | 0 | 0 | 0 | 0 | 0 | 0 | 0 | 0 |
| D.Johnson | 1 | 0 | 1 | 0 | 0 | 0 | 0 | 0 | 1 | 0 | 0 | 0 | 1 | 0 | 0 | 0 | 0 | 0 | 0 | 0 | 0 |
| T.Carradine | 1 | 0 | 1 | 0 | 0 | 0 | 0 | 0 | 0 | 0 | 0 | 0 | 0 | 0 | 0 | 0 | 0 | 0 | 0 | 0 | 0 |
| E.Harold | 1 | 0 | 1 | 0 | 0 | 0 | 0 | 0 | 0 | 0 | 0 | 0 | 0 | 0 | 0 | 0 | 0 | 0 | 0 | 0 | 0 |
| M.Wilhoite | 0 | 0 | 0 | 0 | 0 | 0 | 0 | 0 | 0 | 0 | 0 | 0 | 1 | 0 | 0 | 0 | 0 | 0 | 0 | 0 | 0 |
| A.Burbridge | 0 | 0 | 0 | 0 | 0 | 0 | 0 | 0 | 0 | 0 | 0 | 0 | 1 | 0 | 0 | 0 | 0 | 0 | 0 | 0 | 0 |
| S.Draughn | 0 | 0 | 0 | 0 | 0 | 0 | 0 | 0 | 0 | 0 | 0 | 0 | 0 | 0 | 0 | 0 | 0 | 1 | 0 | 0 | 0 |
| Total | 35 | 11 | 46 | 2 | 10 | 4 | 5 | 2 | 8 | 0 | 0 | 0 | 6 | 0 | 0 | 0 | 0 | 1 | 0 | 0 | 0 |





LAST WEEK'S GAMEBOOK



REGULAR SEASON, WEEK 1, GAME 1

National Football League Game Summary

NFL Copyright © 2016 by The National Football League. All rights reserved. This summary and play-by-play is for the express purpose of assisting media in their coverage of the game; any other use of this material is prohibited without the written permission of the National Football League. Updated: 9/13/2016

Date: Monday, 9/12/2016

Los Angeles Rams at San Francisco 49ers

Start Time: 7:20 PM PDT

at Levi's Stadium, Santa Clara, CA

Game Day Weather

Game Weather: Clear

Temp: 66° F (18.9° C) Humidity: 56%, Wind: NW 17 mph

Played Outdoor on Turf: Natural Grass

Outdoor Weather: Clear,

Officials

Referee: Vinovich, Bill (52)

Umpire: Bruce Stritesky (102)

Head Linesman: Phil McKinnely (110)

Line Judge: Mark Perlman (9)

Side Judge: Gary Cavaletto (60)

Field Judge: Michael Banks (72)

Back Judge: Greg Meyer (78)

Replay Official: Darryll Lewis

Lineups

Los Angeles Rams

San Francisco 49ers

| Offense | | | Defense | | |
|---------|----|--------------|---------|----|--------------|
| WR | 11 | T.Austin | LDE | 95 | W.Hayes |
| TE | 46 | C.Harkey | LDT | 99 | A.Donald |
| LT | 73 | G.Robinson | RDT | 90 | M.Brockers |
| LG | 76 | R.Saffold | RDE | 94 | R.Quinn |
| C | 61 | T.Barnes | MLB | 52 | A.Ogletree |
| RG | 69 | C.Wichmann | LCB | 22 | T.Johnson |
| RT | 79 | R.Havenstein | MCB | 20 | L.Joyner |
| TE | 88 | L.Kendricks | RCB | 21 | C.Sensabaugh |
| WR | 18 | K.Britt | WS | 26 | M.Barron |
| QB | 17 | C.Keenum | FS | 31 | M.Alexander |
| HB | 30 | T.Gurley | SS | 25 | T.McDonald |

| Offense | | | Defense | | |
|---------|----|------------|---------|----|-----------|
| WR | 17 | J.Kerley | LDT | 99 | D.Buckner |
| LT | 74 | J.Staley | NT | 64 | M.Purcell |
| LG | 68 | Z.Beadles | RDT | 92 | Q.Dial |
| C | 67 | D.Kilgore | OLB | 55 | A.Brooks |
| RG | 61 | A.Tiller | ILB | 53 | N.Bowman |
| RT | 77 | T.Brown | ILB | 51 | G.Hodges |
| TE | 89 | V.McDonald | OLB | 58 | E.Harold |
| WR | 82 | T.Smith | LCB | 26 | T.Brock |
| WR | 11 | Q.Patton | RCB | 25 | J.Ward |
| RB | 28 | C.Hyde | FS | 35 | E.Reid |
| QB | 2 | B.Gabbert | SS | 41 | A.Bethea |

Substitutions

K 4 G.Zuerlein, P 6 J.Hekker, WR 13 M.Thomas, WR 15 B.Marquez, RB 23 B.Cunningham, CB 32 T.Hill, RB 34 C.Reynolds, S 38 C.Davis, RB 39 M.Brown, LS 44 J.McQuaide, LB 54 B.Hager, LB 58 C.Littleton, LB 59 J.Forrest, T 64 A.Donnal, C 65 D.Rhaney, G 68 J.Brown, WR 83 B.Quick, TE 89 T.Higbee, DE 91 D.Easley, DT 92 C.Thomas, DT 93 E.Westbrooks, DE 97 E.Sims

Substitutions

K 4 P.Dawson, P 5 B.Pinion, QB 7 C.Kaepernick, WR 13 A.Burbridge, WR 14 C.Harper, CB 20 M.Cromartie, RB 22 M.Davis, RB 24 S.Draughn, S 29 J.Tartt, CB 33 R.Robinson, CB 36 D.Johnson, LB 50 N.Bellore, LB 54 R.Armstrong, LB 57 M.Wilhoite, DT 63 T.Jerod-Eddie, C 66 M.Martin, T 76 A.Davis, WR 81 R.Streater, TE 84 B.Bell, TE/LS 86 K.Nelson, TE 88 G.Celek, DL 91 A.Armstead, DT 95 T.Carradine, DL 98 R.Blair

Did Not Play

QB 14 S.Mannion, TE 84 T.Hemingway

Did Not Play

Not Active

WR 10 P.Cooper, QB 16 J.Goff, CB 33 E.Gaines, CB 41 S.Williams, T 72 P.Murphy, WR 86 N.Spruce, DE 96 M.Longacre

Not Active

QB 15 C.Ponder, DB 27 K.Reaser, CB 43 C.Davis, G 65 J.Garnett, OL 71 J.Theus, DL 90 G.Dorsey, DE 96 T.Hart

Field Goals (made () & missed)

| | | 1 | 2 | 3 | 4 | OT | Total |
|----------|---------------------|---|---|---|----|----|-------|
| VISITOR: | Los Angeles Rams | 0 | 0 | 0 | 0 | 0 | 0 |
| HOME: | San Francisco 49ers | 7 | 7 | 0 | 14 | 0 | 28 |

Scoring Plays

| Team | Qtr | Time | Play Description (Extra Point) (Drive Info) | Visitor | Home |
|-------|-----|-------|--|---------|------|
| 49ers | 1 | 3:24 | C.Hyde 11 yd. run (P.Dawson kick) (10-52, 3:18) | 0 | 7 |
| 49ers | 2 | 8:16 | S.Draughn 3 yd. run (P.Dawson kick) (9-59, 2:44) | 0 | 14 |
| 49ers | 4 | 12:07 | V.McDonald 8 yd. pass from B.Gabbert (P.Dawson kick) (10-77, 3:55) | 0 | 21 |
| 49ers | 4 | 5:14 | C.Hyde 1 yd. run (P.Dawson kick) (11-80, 5:51) | 0 | 28 |

Paid Attendance: 70,178

Time: 3:05



Final Individual Statistics

Los Angeles Rams

| RUSHING | ATT | YDS | AVG | LG | TD |
|--------------|-----|-----|-----|----|----|
| T.Gurley | 17 | 47 | 2.8 | 10 | 0 |
| C.Keenum | 3 | 10 | 3.3 | 6 | 0 |
| M.Brown | 1 | 5 | 5.0 | 5 | 0 |
| T.Austin | 1 | 2 | 2.0 | 2 | 0 |
| B.Cunningham | 1 | 1 | 1.0 | 1 | 0 |
| Total | 23 | 65 | 2.8 | 10 | 0 |

| PASSING | ATT | CMP | YDS | SK/YD | TD | LG | IN | RT |
|----------|-----|-----|-----|-------|----|----|----|------|
| C.Keenum | 35 | 17 | 130 | 2/10 | 0 | 22 | 2 | 34.2 |
| Total | 35 | 17 | 130 | 2/10 | 0 | 22 | 2 | 34.2 |

| PASS RECEIVING | TAR | REC | YDS | AVG | LG | TD |
|----------------|-----|-----|-----|------|----|----|
| K.Britt | 6 | 4 | 67 | 16.8 | 22 | 0 |
| T.Austin | 12 | 4 | 13 | 3.3 | 5 | 0 |
| B.Quick | 5 | 3 | 23 | 7.7 | 15 | 0 |
| L.Kendricks | 3 | 2 | 15 | 7.5 | 9 | 0 |
| M.Brown | 1 | 1 | 8 | 8.0 | 8 | 0 |
| B.Cunningham | 1 | 1 | 7 | 7.0 | 7 | 0 |
| T.Higbee | 4 | 1 | 2 | 2.0 | 2 | 0 |
| T.Gurley | 3 | 1 | -5 | -5.0 | -5 | 0 |
| Total | 35 | 17 | 130 | 7.6 | 22 | 0 |

| INTERCEPTIONS | NO | YDS | AVG | LG | TD |
|---------------|----|-----|-----|----|----|
| Total | 0 | 0 | 0 | 0 | 0 |

| PUNTING | NO | YDS | AVG | NET | TB | IN20 | LG |
|----------|----|-----|------|------|----|------|----|
| J.Hekker | 10 | 431 | 43.1 | 42.0 | 0 | 4 | 54 |
| Total | 10 | 431 | 43.1 | 42.0 | 0 | 4 | 54 |

| PUNT RETURNS | NO | YDS | AVG | FC | LG | TD |
|--------------|----|-----|-----|----|----|----|
| T.Austin | 4 | 38 | 9.5 | 3 | 28 | 0 |
| Total | 4 | 38 | 9.5 | 3 | 28 | 0 |

| KICKOFF RETURNS | NO | YDS | AVG | FC | LG | TD |
|-----------------|----|-----|------|----|----|----|
| B.Cunningham | 2 | 59 | 29.5 | 0 | 32 | 0 |
| [TOUCHBACK] | 3 | 0 | 0.0 | 0 | 0 | 0 |
| Total | 2 | 59 | 29.5 | 0 | 32 | 0 |

San Francisco 49ers

| RUSHING | ATT | YDS | AVG | LG | TD |
|-----------|-----|-----|-----|----|----|
| C.Hyde | 23 | 88 | 3.8 | 18 | 2 |
| B.Gabbert | 9 | 43 | 4.8 | 11 | 0 |
| S.Draughn | 7 | 18 | 2.6 | 6 | 1 |
| M.Davis | 3 | 1 | 0.3 | 2 | 0 |
| Total | 42 | 150 | 3.6 | 18 | 3 |

| PASSING | ATT | CMP | YDS | SK/YD | TD | LG | IN | RT |
|-----------|-----|-----|-----|-------|----|----|----|------|
| B.Gabbert | 35 | 22 | 170 | 0/0 | 1 | 35 | 0 | 84.2 |
| Total | 35 | 22 | 170 | 0/0 | 1 | 35 | 0 | 84.2 |

| PASS RECEIVING | TAR | REC | YDS | AVG | LG | TD |
|----------------|-----|-----|-----|-------|-----|----|
| J.Kerley | 11 | 7 | 61 | 8.7 | 18 | 0 |
| Q.Patton | 5 | 5 | 60 | 12.0 | 35 | 0 |
| S.Draughn | 2 | 2 | 18 | 9.0 | 11 | 0 |
| V.McDonald | 3 | 2 | 14 | 7.0 | 8 | 1 |
| T.Smith | 6 | 2 | 13 | 6.5 | 15 | 0 |
| C.Hyde | 3 | 2 | 5 | 2.5 | 4 | 0 |
| G.Celek | 4 | 1 | 15 | 15.0 | 15 | 0 |
| B.Gabbert | 1 | 1 | -16 | -16.0 | -16 | 0 |
| Total | 35 | 22 | 170 | 7.7 | 35 | 1 |

| INTERCEPTIONS | NO | YDS | AVG | LG | TD |
|---------------|----|-----|-----|----|----|
| R.Armstrong | 1 | 5 | 5.0 | 5 | 0 |
| N.Bowman | 1 | 0 | 0.0 | 0 | 0 |
| Total | 2 | 5 | 2.5 | 5 | 0 |

| PUNTING | NO | YDS | AVG | NET | TB | IN20 | LG |
|----------|----|-----|------|------|----|------|----|
| B.Pinion | 7 | 319 | 45.6 | 40.1 | 0 | 1 | 52 |
| Total | 7 | 319 | 45.6 | 40.1 | 0 | 1 | 52 |

| PUNT RETURNS | NO | YDS | AVG | FC | LG | TD |
|-----------------|----|-----|-----|----|----|----|
| J.Kerley | 2 | 11 | 5.5 | 7 | 7 | 0 |
| [OUT OF BOUNDS] | 1 | 0 | 0.0 | 0 | 0 | 0 |
| Total | 2 | 11 | 5.5 | 7 | 7 | 0 |

| KICKOFF RETURNS | NO | YDS | AVG | FC | LG | TD |
|-----------------|----|-----|-----|----|----|----|
| [TOUCHBACK] | 1 | 0 | 0.0 | 0 | 0 | 0 |
| Total | 0 | 0 | 0.0 | 0 | 0 | 0 |

Los Angeles Rams

| FUMBLES | FUM | LOST | OWN-REC | YDS | TD | FORCED | OPP-REC | YDS | TD | OUT-BDS |
|--------------|-----|------|---------|-----|----|--------|---------|-----|----|---------|
| D.Easley | 0 | 0 | 0 | 0 | 0 | 1 | 0 | 0 | 0 | 0 |
| C.Sensabaugh | 0 | 0 | 0 | 0 | 0 | 1 | 0 | 0 | 0 | 0 |
| T.Johnson | 0 | 0 | 0 | 0 | 0 | 0 | 1 | 0 | 0 | 0 |
| Total | 0 | 0 | 0 | 0 | 0 | 2 | 1 | 0 | 0 | 0 |

San Francisco 49ers

| FUMBLES | FUM | LOST | OWN-REC | YDS | TD | FORCED | OPP-REC | YDS | TD | OUT-BDS |
|-----------|-----|------|---------|-----|----|--------|---------|-----|----|---------|
| S.Draughn | 1 | 1 | 0 | 0 | 0 | 0 | 0 | 0 | 0 | 0 |
| Q.Patton | 1 | 0 | 0 | 0 | 0 | 0 | 0 | 0 | 0 | 1 |
| Total | 2 | 1 | 0 | 0 | 0 | 0 | 0 | 0 | 0 | 1 |



Final Team Statistics

| | Visitor Rams | Home 49ers |
|--|-----------------|---------------|
| TOTAL FIRST DOWNS | 10 | 28 |
| By Rushing | 4 | 11 |
| By Passing | 6 | 10 |
| By Penalty | 0 | 7 |
| THIRD DOWN EFFICIENCY | 3-15-20% | 8-17-47% |
| FOURTH DOWN EFFICIENCY | 1-2-50% | 1-2-50% |
| TOTAL NET YARDS | 185 | 320 |
| Total Offensive Plays (inc. times thrown passing) | 60 | 77 |
| Average gain per offensive play | 3.1 | 4.2 |
| NET YARDS RUSHING | 65 | 150 |
| Total Rushing Plays | 23 | 42 |
| Average gain per rushing play | 2.8 | 3.6 |
| Tackles for a loss-number and yards | 1-3 | 5-7 |
| NET YARDS PASSING | 120 | 170 |
| Times thrown - yards lost attempting to pass | 2-10 | 0-0 |
| Gross yards passing | 130 | 170 |
| PASS ATTEMPTS-COMPLETIONS-HAD INTERCEPTED | 35-17-2 | 35-22-0 |
| Avg gain per pass play (inc.# thrown passing) | 3.2 | 4.9 |
| KICKOFFS Number-In End Zone-Touchbacks | 1-1-1 | 5-5-3 |
| PUNTS Number and Average | 10-43.1 | 7-45.6 |
| Had Blocked | 0 | 0 |
| FGs - PATs Had Blocked | 0-0 | 0-0 |
| Net Punting Average | 42.0 | 40.1 |
| TOTAL RETURN YARDAGE (Not Including Kickoffs) | 38 | 16 |
| No. and Yards Punt Returns | 4-38 | 2-11 |
| No. and Yards Kickoff Returns | 2-59 | 0-0 |
| No. and Yards Interception Returns | 0-0 | 2-5 |
| PENALTIES Number and Yards | 10-102 | 2-10 |
| FUMBLES Number and Lost | 0-0 | 2-1 |
| TOUCHDOWNS | 0 | 4 |
| Rushing | 0 | 3 |
| Passing | 0 | 1 |
| EXTRA POINTS Made-Attempts | 0-0 | 4-4 |
| Kicking Made-Attempts | 0-0 | 4-4 |
| FIELD GOALS Made-Attempts | 0-0 | 0-0 |
| RED ZONE EFFICIENCY | 0-0-0% | 4-4-100% |
| GOAL TO GO EFFICIENCY | 0-0-0% | 4-4-100% |
| SAFETIES | 0 | 0 |
| FINAL SCORE | 0 | 28 |
| TIME OF POSSESSION | 27:50 | 32:10 |



Ball Possession And Drive Chart

Los Angeles Rams

| # | Time Recd | Time Lost | Time Poss | How Ball Obtained | Drive Began | # Play | Yds Gain | Yds Pen | Net Yds | 1st Down | Last Scrm | How Given Up |
|----|-----------|-----------|-----------|-------------------|-------------|--------|----------|---------|---------|----------|-----------|--------------|
| 1 | 15:00 | 11:20 | 3:40 | Kickoff | LA 25 | 8 | 29 | 0 | 29 | 2 | SF 46 | Punt |
| 2 | 8:55 | 6:42 | 2:13 | Punt | LA 9 | 3 | -4 | 0 | -4 | 0 | LA 5 | Punt |
| 3 | 3:24 | 1:44 | 1:40 | Kickoff | LA 21 | 3 | 6 | 0 | 6 | 0 | LA 27 | Punt |
| 4 | 14:10 | 11:00 | 3:10 | Downs | LA 36 | 6 | 24 | -15 | 9 | 2 | LA 45 | Interception |
| 5 | 8:16 | 5:26 | 2:50 | Kickoff | LA 25 | 5 | 29 | 0 | 29 | 1 | SF 46 | Punt |
| 6 | 3:17 | 2:24 | 0:53 | Fumble | LA 39 | 3 | 2 | 0 | 2 | 0 | LA 41 | Punt |
| 7 | 1:07 | 0:16 | 0:51 | Punt | LA 39 | 3 | -9 | 0 | -9 | 0 | LA 30 | Punt |
| 8 | 13:04 | 11:08 | 1:56 | Punt | LA 41 | 3 | 4 | 0 | 4 | 0 | LA 45 | Punt |
| 9 | 10:16 | 9:09 | 1:07 | Punt | LA 17 | 3 | 5 | 0 | 5 | 0 | LA 22 | Punt |
| 10 | 7:36 | 5:03 | 2:33 | Punt | LA 28 | 4 | 19 | -10 | 9 | 1 | LA 37 | Punt |
| 11 | 3:52 | 1:02 | 2:50 | Punt | SF 38 | 5 | 12 | 0 | 12 | 1 | SF 26 | Interception |
| 12 | 12:07 | 11:05 | 1:02 | Kickoff | LA 25 | 3 | 6 | 0 | 6 | 0 | LA 31 | Punt |
| 13 | 5:14 | 2:33 | 2:41 | Kickoff | LA 28 | 10 | 53 | 0 | 53 | 3 | SF 24 | Downs |
| 14 | 0:24 | 0:00 | 0:24 | Punt | LA 44 | 1 | -1 | 0 | -1 | 0 | LA 44 | End of Game |

(439) Average LA 31

San Francisco 49ers

| # | Time Recd | Time Lost | Time Poss | How Ball Obtained | Drive Began | # Play | Yds Gain | Yds Pen | Net Yds | 1st Down | Last Scrm | How Given Up |
|----|-----------|-----------|-----------|-------------------|-------------|--------|----------|---------|---------|----------|-----------|--------------|
| 1 | 11:20 | 8:55 | 2:25 | Punt | SF 18 | 6 | 21 | 0 | 21 | 1 | SF 39 | Punt |
| 2 | 6:42 | 3:24 | 3:18 | Punt | SF 48 | 10 | 47 | 5 | 52 | 5 | * LA 11 | Touchdown |
| 3 | 1:44 | 14:10 | 2:34 | Punt | SF 23 | 7 | 41 | 0 | 41 | 2 | LA 34 | Downs |
| 4 | 11:00 | 8:16 | 2:44 | Interception | SF 41 | 9 | 56 | 3 | 59 | 5 | * LA 3 | Touchdown |
| 5 | 5:26 | 3:17 | 2:09 | Punt | SF 10 | 5 | 36 | 15 | 51 | 3 | 50 | Fumble |
| 6 | 2:24 | 1:07 | 1:17 | Punt | SF 20 | 3 | 3 | 0 | 3 | 0 | SF 23 | Punt |
| 7 | 0:16 | 0:00 | 0:16 | Punt | SF 26 | 1 | -1 | 0 | -1 | 0 | SF 26 | End of Half |
| 8 | 15:00 | 13:04 | 1:56 | Kickoff | SF 25 | 3 | -10 | 0 | -10 | 0 | SF 15 | Punt |
| 9 | 11:08 | 10:16 | 0:52 | Punt | SF 18 | 3 | 3 | 0 | 3 | 0 | SF 21 | Punt |
| 10 | 9:09 | 7:36 | 1:33 | Punt | SF 35 | 3 | -2 | 0 | -2 | 0 | SF 33 | Punt |
| 11 | 5:03 | 3:52 | 1:11 | Punt | SF 16 | 3 | 2 | 0 | 2 | 0 | SF 18 | Punt |
| 12 | 1:02 | 12:07 | 3:55 | Interception | SF 23 | 10 | 75 | 2 | 77 | 5 | * LA 8 | Touchdown |
| 13 | 11:05 | 5:14 | 5:51 | Punt | SF 20 | 11 | 48 | 32 | 80 | 7 | * LA 1 | Touchdown |
| 14 | 2:33 | 0:24 | 2:09 | Downs | SF 19 | 3 | 1 | 0 | 1 | 0 | SF 20 | Punt |

(342) Average SF 24

* inside opponent's 20

Time of Possession by Quarter

| Visitor | Los Angeles Rams | 1st | 2nd | 3rd | 4th | OT | Total |
|---------|---------------------|------|------|------|-------|----|-------|
| Home | San Francisco 49ers | 7:33 | 7:44 | 8:26 | 4:07 | | 27:50 |
| | | 7:27 | 7:16 | 6:34 | 10:53 | | 32:10 |

Kickoff Drive No.-Start Average

Rams: 5 - LA 25 49ers: 1 - SF 25



Final Defensive Statistics

Los Angeles Rams

Regular Defensive Plays

Special Teams

Misc

| | TKL | AST | COMB | SK | / YDS | TFL | Q | IN | PD | FF | FR | TKL | AST | FF | FR | BL | TKL | AST | FF | FR |
|--------------|-----------|----------|-----------|----------|----------|----------|----------|----------|----------|----------|----------|----------|----------|----------|----------|----------|----------|----------|----------|----------|
| A.Ogletree | 11 | 1 | 12 | 0 | 0 | 0 | 0 | 0 | 1 | 0 | 0 | 0 | 0 | 0 | 0 | 0 | 0 | 0 | 0 | 0 |
| C.Sensabaugh | 9 | 0 | 9 | 0 | 0 | 1 | 0 | 0 | 0 | 1 | 0 | 0 | 0 | 0 | 0 | 0 | 0 | 0 | 0 | 0 |
| T.McDonald | 8 | 0 | 8 | 0 | 0 | 4 | 0 | 0 | 0 | 0 | 0 | 0 | 0 | 0 | 0 | 0 | 0 | 0 | 0 | 0 |
| L.Joyner | 6 | 1 | 7 | 0 | 0 | 1 | 0 | 0 | 0 | 0 | 0 | 0 | 0 | 0 | 0 | 0 | 0 | 0 | 0 | 0 |
| W.Hayes | 4 | 1 | 5 | 0 | 0 | 1 | 0 | 0 | 0 | 0 | 0 | 0 | 0 | 0 | 0 | 0 | 0 | 0 | 0 | 0 |
| A.Donald | 3 | 0 | 3 | 0 | 0 | 0 | 1 | 0 | 0 | 0 | 0 | 0 | 0 | 0 | 0 | 0 | 0 | 0 | 0 | 0 |
| M.Alexander | 3 | 0 | 3 | 0 | 0 | 0 | 0 | 0 | 1 | 0 | 0 | 0 | 0 | 0 | 0 | 0 | 0 | 0 | 0 | 0 |
| D.Easley | 3 | 0 | 3 | 0 | 0 | 0 | 0 | 0 | 0 | 1 | 0 | 0 | 0 | 0 | 0 | 0 | 0 | 0 | 0 | 0 |
| M.Barron | 2 | 1 | 3 | 0 | 0 | 0 | 0 | 0 | 2 | 0 | 0 | 0 | 0 | 0 | 0 | 0 | 0 | 0 | 0 | 0 |
| T.Johnson | 2 | 1 | 3 | 0 | 0 | 0 | 0 | 0 | 0 | 0 | 1 | 0 | 0 | 0 | 0 | 0 | 0 | 0 | 0 | 0 |
| R.Quinn | 2 | 0 | 2 | 0 | 0 | 0 | 0 | 0 | 0 | 0 | 0 | 0 | 0 | 0 | 0 | 0 | 0 | 0 | 0 | 0 |
| M.Brockers | 2 | 0 | 2 | 0 | 0 | 0 | 0 | 0 | 0 | 0 | 0 | 0 | 0 | 0 | 0 | 0 | 0 | 0 | 0 | 0 |
| C.Thomas | 1 | 0 | 1 | 0 | 0 | 0 | 0 | 0 | 0 | 0 | 0 | 0 | 0 | 0 | 0 | 0 | 0 | 0 | 0 | 0 |
| E.Sims | 1 | 0 | 1 | 0 | 0 | 0 | 0 | 0 | 0 | 0 | 0 | 0 | 0 | 0 | 0 | 0 | 0 | 0 | 0 | 0 |
| E.Westbrooks | 1 | 0 | 1 | 0 | 0 | 1 | 0 | 0 | 0 | 0 | 0 | 0 | 0 | 0 | 0 | 0 | 0 | 0 | 0 | 0 |
| C.Reynolds | 0 | 0 | 0 | 0 | 0 | 0 | 0 | 0 | 0 | 0 | 0 | 2 | 0 | 0 | 0 | 0 | 0 | 0 | 0 | 0 |
| R.Saffold | 0 | 0 | 0 | 0 | 0 | 0 | 0 | 0 | 0 | 0 | 0 | 0 | 0 | 0 | 0 | 0 | 1 | 0 | 0 | 0 |
| G.Robinson | 0 | 0 | 0 | 0 | 0 | 0 | 0 | 0 | 0 | 0 | 0 | 0 | 0 | 0 | 0 | 0 | 1 | 0 | 0 | 0 |
| Total | 58 | 5 | 63 | 0 | 0 | 8 | 1 | 0 | 4 | 2 | 1 | 2 | 0 | 0 | 0 | 0 | 2 | 0 | 0 | 0 |

TKL = Tackle AST = Assist COMB = Combined QH=QB Hit IN = Interception PD = Pass Defense FF = Forced Fumble FR = Fumble Recovery

San Francisco 49ers

Regular Defensive Plays

Special Teams

Misc

| | TKL | AST | COMB | SK | / YDS | TFL | QH | IN | PD | FF | FR | TKL | AST | FF | FR | BL | TKL | AST | FF | FR |
|--------------|-----------|-----------|-----------|----------|-----------|----------|----------|----------|----------|----------|----------|----------|----------|----------|----------|----------|----------|----------|----------|----------|
| N.Bowman | 7 | 2 | 9 | 0 | 0 | 1 | 0 | 1 | 1 | 0 | 0 | 0 | 0 | 0 | 0 | 0 | 0 | 0 | 0 | 0 |
| M.Purcell | 4 | 0 | 4 | 0 | 0 | 0 | 0 | 0 | 0 | 0 | 0 | 0 | 0 | 0 | 0 | 0 | 0 | 0 | 0 | 0 |
| A.Bethea | 4 | 0 | 4 | 0 | 0 | 0 | 0 | 0 | 0 | 0 | 0 | 0 | 0 | 0 | 0 | 0 | 0 | 0 | 0 | 0 |
| R.Armstrong | 3 | 1 | 4 | 0 | 0 | 1 | 0 | 1 | 2 | 0 | 0 | 0 | 0 | 0 | 0 | 0 | 0 | 0 | 0 | 0 |
| Q.Dial | 2 | 2 | 4 | 0 | 0 | 0 | 0 | 0 | 1 | 0 | 0 | 0 | 0 | 0 | 0 | 0 | 0 | 0 | 0 | 0 |
| J.Ward | 3 | 0 | 3 | 0 | 0 | 0 | 0 | 0 | 2 | 0 | 0 | 0 | 0 | 0 | 0 | 0 | 0 | 0 | 0 | 0 |
| A.Brooks | 2 | 1 | 3 | 1 | 6 | 1 | 1 | 0 | 0 | 0 | 0 | 0 | 0 | 0 | 0 | 0 | 0 | 0 | 0 | 0 |
| E.Reid | 2 | 1 | 3 | 0 | 0 | 0 | 2 | 0 | 0 | 0 | 0 | 0 | 0 | 0 | 0 | 0 | 0 | 0 | 0 | 0 |
| D.Buckner | 1 | 2 | 3 | 0 | 0 | 0 | 0 | 0 | 0 | 0 | 0 | 0 | 0 | 0 | 0 | 0 | 0 | 0 | 0 | 0 |
| T.Brock | 1 | 1 | 2 | 0 | 0 | 0 | 0 | 0 | 1 | 0 | 0 | 0 | 0 | 0 | 0 | 0 | 0 | 0 | 0 | 0 |
| G.Hodges | 1 | 1 | 2 | 0 | 0 | 0 | 0 | 0 | 0 | 0 | 0 | 0 | 0 | 0 | 0 | 0 | 0 | 0 | 0 | 0 |
| A.Armstead | 1 | 0 | 1 | 1 | 4 | 1 | 1 | 0 | 0 | 0 | 0 | 0 | 0 | 0 | 0 | 0 | 0 | 0 | 0 | 0 |
| J.Tartt | 1 | 0 | 1 | 0 | 0 | 0 | 1 | 0 | 0 | 0 | 0 | 3 | 0 | 0 | 0 | 0 | 0 | 0 | 0 | 0 |
| D.Johnson | 1 | 0 | 1 | 0 | 0 | 0 | 0 | 0 | 1 | 0 | 0 | 1 | 0 | 0 | 0 | 0 | 0 | 0 | 0 | 0 |
| T.Carradine | 1 | 0 | 1 | 0 | 0 | 0 | 0 | 0 | 0 | 0 | 0 | 0 | 0 | 0 | 0 | 0 | 0 | 0 | 0 | 0 |
| E.Harold | 1 | 0 | 1 | 0 | 0 | 0 | 0 | 0 | 0 | 0 | 0 | 0 | 0 | 0 | 0 | 0 | 0 | 0 | 0 | 0 |
| M.Wilhoite | 0 | 0 | 0 | 0 | 0 | 0 | 0 | 0 | 0 | 0 | 0 | 1 | 0 | 0 | 0 | 0 | 0 | 0 | 0 | 0 |
| A.Burbridge | 0 | 0 | 0 | 0 | 0 | 0 | 0 | 0 | 0 | 0 | 0 | 1 | 0 | 0 | 0 | 0 | 0 | 0 | 0 | 0 |
| S.Draughn | 0 | 0 | 0 | 0 | 0 | 0 | 0 | 0 | 0 | 0 | 0 | 0 | 0 | 0 | 0 | 0 | 1 | 0 | 0 | 0 |
| Total | 35 | 11 | 46 | 2 | 10 | 4 | 5 | 2 | 8 | 0 | 0 | 6 | 0 | 0 | 0 | 0 | 1 | 0 | 0 | 0 |



Los Angeles Rams vs San Francisco 49ers

9/12/2016 at Levi's Stadium

First Half Summary

PERIOD SCORES

| | | |
|-------|---|--------|
| Rams | 0 | 0 = 0 |
| 49ers | 7 | 7 = 14 |

TIME OF POSSESSION

| | |
|-------|-------|
| Rams | 15:17 |
| 49ers | 14:43 |

Scoring Plays

| Team | Qtr | Time | Play Description (Extra Point) (Drive Info) | Visitor | Home |
|-------|-----|------|--|---------|------|
| 49ers | 1 | 3:24 | C.Hyde 11 yd. run (P.Dawson kick) (10-52, 3:18) | 0 | 7 |
| 49ers | 2 | 8:16 | S.Draughn 3 yd. run (P.Dawson kick) (9-59, 2:44) | 0 | 14 |

| | Los Angeles Rams | San Francisco 49ers |
|--|------------------|---------------------|
| TOTAL FIRST DOWNS | 5 | 16 |
| First Downs Rushing-Passing-by Penalty | 2 - 3 - 0 | 9 - 4 - 3 |
| THIRD DOWN EFFICIENCY | 1-8-13% | 5-9-56% |
| TOTAL NET YARDS | 87 | 203 |
| Total Offensive Plays | 31 | 41 |
| NET YARDS RUSHING | 36 | 123 |
| NET YARDS PASSING | 51 | 80 |
| Gross Yards Passing | 61 | 80 |
| Times thrown-yards lost attempting to pass | 2-10 | 0-0 |
| Pass Attempts-Completions-Had Intercepted | 16 - 7 - 1 | 18 - 12 - 0 |
| Punts-Number and Average | 6 - 41.8 | 2 - 46 |
| Penalties-Number and Yards | 4 - 38 | 0 - 0 |
| Fumbles-Number and Lost | 0 - 0 | 1 - 1 |
| Red Zone Efficiency | 0-0-0% | 2-2-100% |
| Average Drive Start | LA 28 | SF 27 |

| Los Angeles Rams | | | | | | | | | San Francisco 49ers | | | | | | | | | | | | | |
|------------------|--|--|-----|-----|-----|-------|----|----|---------------------|----------------|---------|-----------|-----|-----|-----|-----|-------|-----|----|----|----|------|
| RUSHING | | | ATT | YDS | AVG | LG | TD | | RUSHING | | | ATT | YDS | AVG | LG | TD | | | | | | |
| T.Gurley | | | 11 | 28 | 2.5 | 5 | 0 | | C.Hyde | | | 10 | 65 | 6.5 | 18 | 1 | | | | | | |
| C.Keenum | | | 1 | 6 | 6.0 | 6 | 0 | | B.Gabbert | | | 7 | 40 | 5.7 | 11 | 0 | | | | | | |
| T.Austin | | | 1 | 2 | 2.0 | 2 | 0 | | S.Draughn | | | 6 | 18 | 3.0 | 6 | 1 | | | | | | |
| Total | | | 13 | 36 | 2.8 | 6 | 0 | | Total | | | 23 | 123 | 5.3 | 18 | 2 | | | | | | |
| PASSING | | | ATT | CMP | YDS | SK/YD | TD | LG | IN | RT | PASSING | | | ATT | CMP | YDS | SK/YD | TD | LG | IN | RT | |
| C.Keenum | | | 16 | 7 | 61 | 2/10 | 0 | 22 | 1 | 28.4 | | B.Gabbert | | | 18 | 12 | 80 | 0/0 | 0 | 18 | 0 | 76.2 |
| Total | | | 16 | 7 | 61 | 2/10 | 0 | 22 | 1 | 28.4 | | Total | | | 18 | 12 | 80 | 0/0 | 0 | 18 | 0 | 76.2 |
| PASS RECEIVING | | | TAR | REC | YDS | AVG | LG | TD | | PASS RECEIVING | | | TAR | REC | YDS | AVG | LG | TD | | | | |
| K.Britt | | | 3 | 3 | 52 | 17.3 | 22 | 0 | | J.Kerley | | | 6 | 4 | 38 | 9.5 | 18 | 0 | | | | |
| L.Kendricks | | | 1 | 1 | 9 | 9.0 | 9 | 0 | | S.Draughn | | | 2 | 2 | 18 | 9.0 | 11 | 0 | | | | |
| T.Austin | | | 5 | 1 | 3 | 3.0 | 3 | 0 | | T.Smith | | | 3 | 2 | 13 | 6.5 | 15 | 0 | | | | |
| T.Higbee | | | 3 | 1 | 2 | 2.0 | 2 | 0 | | Q.Patton | | | 2 | 2 | 6 | 3.0 | 5 | 0 | | | | |
| T.Gurley | | | 3 | 1 | -5 | -5.0 | -5 | 0 | | C.Hyde | | | 3 | 2 | 5 | 2.5 | 4 | 0 | | | | |
| B.Quick | | | 1 | 0 | 0 | 0.0 | 0 | 0 | | G.Celek | | | 2 | 0 | 0 | 0.0 | 0 | 0 | | | | |
| Total | | | 16 | 7 | 61 | 8.7 | 22 | 0 | | Total | | | 18 | 12 | 80 | 6.7 | 18 | 0 | | | | |

| Los Angeles Rams | Regular Defensive Plays | | | | | | | | | | | | Special Teams | | | | | Misc | | | |
|------------------|-------------------------|-----|------|----|-------|-----|---|----|----|----|----|-----|---------------|----|----|----|-----|------|----|----|--|
| | TKL | AST | COMB | SK | / YDS | TFL | Q | IN | PD | FF | FR | TKL | AST | FF | FR | BL | TKL | AST | FF | FR | |
| C.Sensabaugh | 7 | 0 | 7 | 0 | 0 | 1 | 0 | 0 | 0 | 0 | 0 | 0 | 0 | 0 | 0 | 0 | 0 | 0 | 0 | 0 | |
| L.Joyner | 5 | 0 | 5 | 0 | 0 | 1 | 0 | 0 | 0 | 0 | 0 | 0 | 0 | 0 | 0 | 0 | 0 | 0 | 0 | 0 | |
| A.Ogletree | 4 | 1 | 5 | 0 | 0 | 0 | 0 | 0 | 0 | 0 | 0 | 0 | 0 | 0 | 0 | 0 | 0 | 0 | 0 | 0 | |
| A.Donald | 3 | 0 | 3 | 0 | 0 | 0 | 0 | 0 | 0 | 0 | 0 | 0 | 0 | 0 | 0 | 0 | 0 | 0 | 0 | 0 | |
| Total | 19 | 1 | 20 | 0 | 0 | 2 | 0 | 0 | 0 | 0 | 0 | 0 | 0 | 0 | 0 | 0 | 0 | 0 | 0 | 0 | |



First Half Summary

| San Francisco 49ers | Regular Defensive Plays | | | | | | | | | | | | Special Teams | | | | | Misc | | | |
|---------------------|-------------------------|-----|------|----|---|-----|-----|----|----|----|----|----|---------------|-----|----|----|----|------|-----|----|----|
| | TKL | AST | COMB | SK | / | YDS | TFL | QH | IN | PD | FF | FR | TKL | AST | FF | FR | BL | TKL | AST | FF | FR |
| M.Purcell | 3 | 0 | 3 | 0 | 0 | 0 | 0 | 0 | 0 | 0 | 0 | 0 | 0 | 0 | 0 | 0 | 0 | 0 | 0 | 0 | 0 |
| N.Bowman | 2 | 1 | 3 | 0 | 0 | 0 | 0 | 0 | 1 | 1 | 0 | 0 | 0 | 0 | 0 | 0 | 0 | 0 | 0 | 0 | 0 |
| D.Buckner | 1 | 2 | 3 | 0 | 0 | 0 | 0 | 0 | 0 | 0 | 0 | 0 | 0 | 0 | 0 | 0 | 0 | 0 | 0 | 0 | 0 |
| Q.Dial | 1 | 2 | 3 | 0 | 0 | 0 | 0 | 0 | 0 | 1 | 0 | 0 | 0 | 0 | 0 | 0 | 0 | 0 | 0 | 0 | 0 |
| Total | 7 | 5 | 12 | 0 | 0 | 0 | 0 | 0 | 1 | 2 | 0 | 0 | 0 | 0 | 0 | 0 | 0 | 0 | 0 | 0 | 0 |

Play By Play

First Quarter

9/12/2016

LA wins toss, elects to Receive, and SF elects to defend the North goal.

B.Pinion kicks 65 yards from SF 35 to end zone, Touchback.

Los Angeles Rams at 15:00

| | | |
|-------------------|--|----|
| 1-10-LA 25 | (15:00) T.Gurley right tackle to LA 29 for 4 yards (G.Hodges; D.Buckner). | |
| 2-6-LA 29 | (14:17) (Shotgun) C.Keenum pass short right to T.Higbee to LA 31 for 2 yards (T.Carradine, E.Reid). Caught at LA30. 1-yd. YAC. | |
| 3-4-LA 31 | (13:36) (Shotgun) C.Keenum pass short left to K.Britt to LA 39 for 8 yards (D.Buckner, T.Brock). Caught at LA33. 6-yds. YAC. | P1 |
| <u>1-10-LA 39</u> | (13:00) (Shotgun) C.Keenum pass short left to L.Kendricks to LA 48 for 9 yards (G.Hodges). Caught at LA45. 3-yds. YAC. | |
| 2-1-LA 48 | (12:25) (Shotgun) C.Keenum right tackle to SF 46 for 6 yards (T.Brock). | R2 |
| <u>1-10-SF 46</u> | (11:40) C.Keenum pass incomplete short middle to T.Gurley. | |
| 2-10-SF 46 | (11:36) (Shotgun) C.Keenum pass incomplete short right to T.Austin. | |
| 3-10-SF 46 | (11:32) (Shotgun) C.Keenum pass incomplete short right to T.Austin. | |
| 4-10-SF 46 | (11:28) J.Hekker punts 28 yards to SF 18, Center-J.McQuaide, fair catch by J.Kerley. | |

San Francisco 49ers at 11:20

| | | |
|-------------------|--|----|
| 1-10-SF 18 | (11:20) (Shotgun) C.Hyde left tackle to SF 19 for 1 yard (C.Sensabaugh, M.Barron). | |
| 2-9-SF 19 | (11:00) (No Huddle, Shotgun) B.Gabbert pass incomplete short right to T.Smith. | |
| 3-9-SF 19 | (10:57) (No Huddle, Shotgun) B.Gabbert scrambles up the middle to SF 30 for 11 yards. | R1 |
| <u>1-10-SF 30</u> | (10:32) (No Huddle, Shotgun) B.Gabbert left end to SF 33 for 3 yards (C.Sensabaugh). | |
| 2-7-SF 33 | (10:04) (No Huddle, Shotgun) B.Gabbert pass short left to Q.Patton to SF 38 for 5 yards (C.Sensabaugh). Caught at SF38. 0-yd. YAC. | |
| 3-2-SF 38 | (9:38) (No Huddle, Shotgun) B.Gabbert pass short left to Q.Patton to SF 39 for 1 yard (L.Joyner). Caught at SF39. 0-yd. YAC | |
| 4-1-SF 39 | (9:02) B.Pinion punts 52 yards to LA 9, Center-K.Nelson, fair catch by T.Austin. | |

Los Angeles Rams at 8:55

| | |
|-----------|---|
| 1-10-LA 9 | (8:55) T.Gurley left guard to LA 10 for 1 yard (Q.Dial). |
| 2-9-LA 10 | (8:14) (Shotgun) T.Gurley right tackle to LA 11 for 1 yard (M.Purcell). |
| 3-8-LA 11 | (7:30) (Shotgun) C.Keenum sacked at LA 5 for -6 yards (A.Brooks). |
| 4-14-LA 5 | (6:53) J.Hekker punts 54 yards to SF 41, Center-J.McQuaide. J.Kerley to SF 48 for 7 yards (C.Reynolds). |

San Francisco 49ers at 6:42

| | | |
|-------------------|---|----|
| 1-10-SF 48 | (6:42) (Shotgun) B.Gabbert pass short right to J.Kerley to LA 46 for 6 yards (T.Johnson). Caught at LA 46. 1-yd. YAC | |
| 2-4-LA 46 | (6:20) (No Huddle, Shotgun) B.Gabbert pass incomplete deep middle to J.Kerley. | |
| 3-4-LA 46 | (6:14) (No Huddle, Shotgun) B.Gabbert scrambles up the middle to LA 41 for 5 yards (A.Ogletree). | R2 |
| <u>1-10-LA 41</u> | (5:44) (No Huddle, Shotgun) B.Gabbert pass short right to C.Hyde to LA 37 for 4 yards (L.Joyner). Caught at LA47. 10-yds. YAC. | |
| 2-6-LA 37 | (5:10) (No Huddle, Shotgun) B.Gabbert scrambles left guard to LA 26 for 11 yards (M.Barron). | R3 |
| | PENALTY on LA-L.Joyner, Defensive Holding, 5 yards, enforced at LA 26. | X4 |
| <u>1-10-LA 21</u> | (5:02) (No Huddle, Shotgun) C.Hyde up the middle to LA 17 for 4 yards (A.Donald). | |
| 2-6-LA 17 | (4:39) (No Huddle, Shotgun) B.Gabbert pass incomplete short left to G.Celek (M.Barron). | |
| 3-6-LA 17 | (4:35) (No Huddle, Shotgun) B.Gabbert pass short left to S.Draughn to LA 10 for 7 yards (C.Sensabaugh). Caught LA14 3 yds. YAC. | P5 |
| <u>1-10-LA 10</u> | (4:02) (No Huddle, Shotgun) S.Draughn up the middle to LA 11 for -1 yards (L.Joyner). | |
| 2-11-LA 11 | (3:30) (No Huddle, Shotgun) C.Hyde up the middle for 11 yards, TOUCHDOWN. | R6 |
| | P.Dawson extra point is GOOD, Center-K.Nelson, Holder-B.Pinion. | |

LA 0 SF 7, 10 plays, 52 yards, 1 penalty, 3:18 drive, 11:36 elapsed

B.Pinion kicks 71 yards from SF 35 to LA -6. B.Cunningham to LA 21 for 27 yards (M.Wilhoite).

Los Angeles Rams at 3:24, (1st play from scrimmage 3:19)

| | |
|------------|---|
| 1-10-LA 21 | (3:19) (Shotgun) C.Keenum pass short left to T.Austin to LA 24 for 3 yards (A.Bethea). Caught at LA15. 9-yds. YAC. |
| 2-7-LA 24 | (2:36) (Shotgun) A.Donnal reported in as eligible. T.Gurley up the middle to LA 27 for 3 yards (M.Purcell, Q.Dial). |
| 3-4-LA 27 | (1:55) (Shotgun) C.Keenum pass incomplete short right to T.Higbee (T.Brock). |
| 4-4-LA 27 | (1:51) J.Hekker punts 50 yards to SF 23, Center-J.McQuaide, fair catch by J.Kerley. |

San Francisco 49ers at 1:44

| | | |
|-------------------|---|----|
| 1-10-SF 23 | (1:44) (Shotgun) B.Gabbert pass short right to T.Smith to SF 38 for 15 yards (M.Alexander). Caught SF 38. 0-yd. YAC. | P7 |
| <u>1-10-SF 38</u> | (1:14) (No Huddle, Shotgun) C.Hyde right guard to SF 39 for 1 yard (T.McDonald). | |
| 2-9-SF 39 | (:53) (No Huddle, Shotgun) C.Hyde right tackle to LA 43 for 18 yards (A.Ogletree). SF-A.Tiller was injured during the play. | R8 |
| <u>1-10-LA 43</u> | (:14) (Shotgun) S.Draughn right tackle to LA 37 for 6 yards (A.Ogletree). | |

Los Angeles Rams vs San Francisco 49ers at Levi's Stadium

| END OF QUARTER | Score | Time Poss | First Downs | | | | Efficiencies | |
|---------------------|-------|-----------|-------------|---|---|---|--------------|--------|
| | | | R | P | X | T | 3 Down | 4 Down |
| Los Angeles Rams | 0 | 7:33 | 1 | 1 | 0 | 2 | 1/4 | 0/0 |
| San Francisco 49ers | 7 | 7:27 | 5 | 2 | 1 | 8 | 3/4 | 0/0 |



Play By Play

Second Quarter

9/12/2016

San Francisco 49ers continued.

- 2-4-LA 37 (15:00) (Shotgun) S.Draughn right tackle to LA 36 for 1 yard (A.Ogletree).
- 3-3-LA 36 (14:31) (No Huddle, Shotgun) B.Gabbert scrambles left end to LA 34 for 2 yards (W.Hayes).
- 4-1-LA 34 (14:13) (No Huddle, Shotgun) B.Gabbert pass short right to T.Smith to LA 36 for -2 yards (T.McDonald). Caught LA 36 0-yd. YAC.

Los Angeles Rams at 14:10

- 1-10-LA 36 (14:10) C.Keenum pass deep right to K.Britt to SF 42 for 22 yards (J.Ward). Caught at SF 46. 4-yds. YAC P3
- 1-10-SF 42 (13:34) T.Gurley left end to SF 40 for 2 yards (E.Harold, D.Buckner).
- 2-8-SF 40 (12:57) T.Gurley right end ran ob at SF 35 for 5 yards.
- Timeout #1 by LA at 12:19.
- 3-3-SF 35 (12:18) T.Gurley right end to SF 33 for 2 yards (N.Bowman, R.Armstrong).
- 4-1-SF 33 (11:36) T.Gurley up the middle to SF 30 for 3 yards (M.Purcell). R4
- PENALTY on LA-T.Gurley, Taunting, 15 yards, enforced between downs.
- 1-10-LA 45 (11:07) (Shotgun) C.Keenum pass short middle intended for T.Gurley INTERCEPTED by N.Bowman (Q.Dial) at SF 41. N.Bowman to SF 41 for no gain (R.Saffold).
- The Replay Official reviewed the pass interception ruling, and the play was Upheld. The ruling on the field stands.

San Francisco 49ers at 11:00

- 1-10-SF 41 (11:00) (Shotgun) C.Hyde left tackle to LA 43 for 16 yards (C.Sensabaugh). R9
- 1-10-LA 43 (10:41) (Shotgun) B.Gabbert pass incomplete short left to G.Celek (M.Barron).
- 2-10-LA 43 (10:37) (No Huddle, Shotgun) B.Gabbert pass incomplete short left to C.Hyde.
- 3-10-LA 43 (10:31) (No Huddle, Shotgun) B.Gabbert pass short right to J.Kerley to LA 39 for 4 yards (T.McDonald). Caught LA 43 4-yds. YAC.
- 4-6-LA 39 (10:06) (Shotgun) B.Gabbert pass deep left to J.Kerley to LA 21 for 18 yards (C.Sensabaugh). P10
- 1-10-LA 21 (9:37) (No Huddle, Shotgun) C.Hyde left end to LA 21 for no gain (M.Alexander).
- 2-10-LA 21 (9:03) (No Huddle, Shotgun) S.Draughn up the middle to LA 15 for 6 yards (A.Donald).
- 3-4-LA 15 (8:28) (No Huddle, Shotgun) B.Gabbert scrambles up the middle to LA 6 for 9 yards (M.Barron, T.Johnson). R11
- PENALTY on LA-L.Joyner, Defensive Holding, 3 yards, enforced at LA 6. X12
- 1-3-LA 3 (8:21) (No Huddle, Shotgun) S.Draughn left end for 3 yards, TOUCHDOWN. R13
- P.Dawson extra point is GOOD, Center-K.Nelson, Holder-B.Pinion.

LA 0 SF 14, 9 plays, 59 yards, 1 penalty, 2:44 drive, 6:44 elapsed

B.Pinion kicks 65 yards from SF 35 to end zone, Touchback.

Los Angeles Rams at 8:16

- 1-10-LA 25 (8:16) T.Austin right end to LA 27 for 2 yards (A.Brooks).
- 2-8-LA 27 (7:36) C.Keenum pass short right to K.Britt to LA 49 for 22 yards (A.Bethea). Caught LA38. 11-yds. YAC. P5
- 1-10-LA 49 (6:58) T.Gurley right guard to SF 46 for 5 yards (N.Bowman).
- 2-5-SF 46 (6:19) T.Gurley up the middle to SF 46 for no gain (Q.Dial; N.Bowman).
- 3-5-SF 46 (5:38) (Shotgun) C.Keenum pass incomplete short left to T.Austin (J.Ward).
- 4-5-SF 46 (5:34) J.Hekker punts 36 yards to SF 10, Center-J.McQuaide, fair catch by J.Kerley.

San Francisco 49ers at 5:26

- 1-10-SF 10 (5:26) (Shotgun) C.Hyde left guard to SF 21 for 11 yards (L.Joyner). R14
- 1-10-SF 21 (4:59) (No Huddle, Shotgun) B.Gabbert pass incomplete short middle to J.Kerley [A.Donald].
- PENALTY on LA-A.Donald, Roughing the Passer, 15 yards, enforced at SF 21 - No Play. X15
- 1-10-SF 36 (4:54) (No Huddle, Shotgun) B.Gabbert pass short right to C.Hyde to SF 37 for 1 yard (T.Johnson). Caught SF33 4-yds. YAC.
- 2-9-SF 37 (4:23) (No Huddle, Shotgun) S.Draughn up the middle to SF 40 for 3 yards (A.Donald).
- 3-6-SF 40 (3:49) (No Huddle, Shotgun) B.Gabbert pass short left to J.Kerley to 50 for 10 yards (L.Joyner). Caught at SF47. 3-yds. YAC P16
- 1-10-50 (3:30) (No Huddle, Shotgun) B.Gabbert pass short right to S.Draughn to LA 39 for 11 yards (D.Easley). FUMBLES (D.Easley), RECOVERED by LA-T.Johnson at LA 39. T.Johnson to LA 39 for no gain (S.Draughn). Caught at LA47. 8-yds. YAC

Los Angeles Rams at 3:17

- 1-10-LA 39 (3:17) T.Gurley left end ran ob at LA 41 for 2 yards.
- 2-8-LA 41 (2:38) C.Keenum pass incomplete short left to T.Higbee (R.Armstrong).
- 3-8-LA 41 (2:34) (Shotgun) C.Keenum pass incomplete short left to T.Austin [E.Reid].
- 4-8-LA 41 (2:31) J.Hekker punts 39 yards to SF 20, Center-J.McQuaide, fair catch by J.Kerley.

San Francisco 49ers at 2:24

- 1-10-SF 20 (2:24) (Shotgun) C.Hyde left end to SF 19 for -1 yards (C.Sensabaugh, A.Ogletree).

Los Angeles Rams vs San Francisco 49ers at Levi's Stadium

Two-Minute Warning

- 2-11-SF 19 (2:00) (Shotgun) C.Hyde left guard to SF 23 for 4 yards (R.Quinn).
- 3-7-SF 23 (1:20) (Shotgun) B.Gabbert pass incomplete short right to J.Kerley.
- 4-7-SF 23 (1:16) B.Pinion punts 40 yards to LA 37, Center-K.Nelson. T.Austin to LA 39 for 2 yards (A.Burbridge).

Los Angeles Rams at 1:07

- 1-10-LA 39 (1:07) (Shotgun) C.Keenum pass short left to T.Gurley to LA 34 for -5 yards (R.Armstrong).
- 2-15-LA 34 (:40) (No Huddle, Shotgun) C.Keenum pass incomplete short right to B.Quick.
- 3-15-LA 34 (:35) (Shotgun) C.Keenum sacked at LA 30 for -4 yards (A.Armstead).
- Timeout #1 by SF at 00:22.
- 4-19-LA 30 (:22) J.Hekker punts 44 yards to SF 26, Center-J.McQuaide, out of bounds.

San Francisco 49ers at 0:16

- 1-10-SF 26 (:16) B.Gabbert kneels to SF 25 for -1 yards.

END OF QUARTER

| | Score | Time Poss | First Downs | | | | Efficiencies | |
|---------------------|-------|-----------|-------------|---|---|---|--------------|--------|
| | | | R | P | X | T | 3 Down | 4 Down |
| Los Angeles Rams | 0 | 7:44 | 1 | 2 | 0 | 3 | 0/4 | 1/1 |
| San Francisco 49ers | 14 | 7:16 | 4 | 2 | 2 | 8 | 2/5 | 1/2 |



Play By Play

Third Quarter

9/12/2016

SF elects to Receive, and LA elects to defend the North goal.

G.Zuerlein kicks 65 yards from LA 35 to end zone, Touchback.

San Francisco 49ers at 15:00

- 1-10-SF 25 (15:00) (Shotgun) C.Hyde up the middle to SF 25 for no gain (W.Hayes).
- 2-10-SF 25 (14:28) (No Huddle, Shotgun) B.Gabbert pass short left to Q.Patton to SF 31 for 6 yards (C.Sensabaugh). Caught SF29 2-yards. YAC.
- 3-4-SF 31 (13:51) (No Huddle, Shotgun) B.Gabbert pass short left to B.Gabbert to SF 15 for -16 yards (T.McDonald). Caught SF19 -4 yds. YAC Gabbert caught a deflected pass (McDonald) behind the line of scrimmage.
- 4-20-SF 15 (13:16) B.Pinion punts 52 yards to LA 33, Center-K.Nelson. T.Austin to LA 41 for 8 yards (J.Tartt).

Los Angeles Rams at 13:04

- 1-10-LA 41 (13:04) T.Gurley left tackle to LA 45 for 4 yards (N.Bowman).
- 2-6-LA 45 (12:31) T.Gurley left guard to LA 42 for -3 yards (N.Bowman).
- 3-9-LA 42 (11:52) (Shotgun) C.Keenum pass short right to B.Quick to LA 45 for 3 yards (A.Bethea). Caught LA43 2-yards. YAC.
- 4-6-LA 45 (11:16) J.Hekker punts 37 yards to SF 18, Center-J.McQuaide, fair catch by J.Kerley.

San Francisco 49ers at 11:08

- 1-10-SF 18 (11:08) (Shotgun) B.Gabbert pass incomplete short right to V.McDonald (M.Alexander).
 - 2-10-SF 18 (11:05) (No Huddle, Shotgun) C.Hyde right guard to SF 21 for 3 yards (A.Ogletree).
 - 3-7-SF 21 (10:33) (No Huddle, Shotgun) B.Gabbert pass incomplete short left to J.Kerley.
 - 4-7-SF 21 (10:26) B.Pinion punts 52 yards to LA 27, Center-K.Nelson. T.Austin to LA 35 for 8 yards (J.Tartt).
- PENALTY on LA-J.Forrest, Offensive Holding, 10 yards, enforced at LA 27.*

Los Angeles Rams at 10:16

- 1-10-LA 17 (10:16) C.Keenum pass incomplete deep right to T.Austin.
- 2-10-LA 17 (10:11) (Shotgun) C.Keenum pass short right to T.Austin to LA 22 for 5 yards (J.Ward). Caught LA18 4-yards. YAC.
- 3-5-LA 22 (9:25) (Shotgun) C.Keenum pass incomplete short left to K.Britt (J.Ward) [J.Tartt].
- 4-5-LA 22 (9:21) J.Hekker punts 47 yards to SF 31, Center-J.McQuaide. J.Kerley to SF 35 for 4 yards (C.Reynolds).

San Francisco 49ers at 9:09

- 1-10-SF 35 (9:09) (Shotgun) C.Hyde left guard to SF 35 for no gain (R.Quinn).
- 2-10-SF 35 (8:45) (No Huddle, Shotgun) C.Hyde right guard to SF 35 for no gain (C.Thomas).
- 3-10-SF 35 (8:17) B.Gabbert pass short left to J.Kerley to SF 33 for -2 yards (T.McDonald). Caught SF33 0-yrd. YAC.
- 4-12-SF 33 (7:44) B.Pinion punts 39 yards to LA 28, Center-K.Nelson, fair catch by T.Austin.

Los Angeles Rams at 7:36

- 1-10-LA 28 (7:36) (Shotgun) T.Gurley up the middle to LA 38 for 10 yards (N.Bowman).
 - 1-10-LA 38 (7:12) (No Huddle) C.Keenum pass short right to T.Austin to LA 38 for no gain (E.Reid). Caught LA38 0-yrd. YAC.
 - 2-10-LA 38 (6:35) T.Gurley left tackle to LA 40 for 2 yards (A.Bethea).
 - 3-8-LA 40 (6:00) (Shotgun) C.Keenum pass short left to L.Kendricks to LA 49 for 9 yards (R.Armstrong).
- PENALTY on LA-C.Wichmann, Illegal Use of Hands, 10 yards, enforced at LA 40 - No Play.*
- 3-18-LA 30 (5:43) (Shotgun) C.Keenum pass short right to B.Cunningham to LA 37 for 7 yards (J.Tartt). Caught LA27 10-yards. YAC
 - 4-11-LA 37 (5:11) J.Hekker punts 47 yards to SF 16, Center-J.McQuaide, fair catch by J.Kerley.

R6

San Francisco 49ers at 5:03

- 1-10-SF 16 (5:03) (Shotgun) C.Hyde left guard to SF 14 for -2 yards (T.McDonald).
- 2-12-SF 14 (4:41) (No Huddle, Shotgun) C.Hyde left guard to SF 18 for 4 yards (M.Brockers).
- 3-8-SF 18 (4:12) (No Huddle, Shotgun) B.Gabbert pass incomplete short right to T.Smith [A.Donald].
- 4-8-SF 18 (4:07) B.Pinion punts 48 yards to LA 34, Center-K.Nelson. T.Austin pushed ob at SF 38 for 28 yards (J.Tartt).

Los Angeles Rams at 3:52

- 1-10-SF 38 (3:52) T.Gurley left tackle to SF 33 for 5 yards (M.Purcell).
- 2-5-SF 33 (3:12) B.Cunningham right guard to SF 32 for 1 yard (Q.Dial).
- 3-4-SF 32 (2:29) (Shotgun) C.Keenum pass short left to T.Austin to SF 27 for 5 yards (J.Ward). Caught SF27 0-yrd. YAC.
- 1-10-SF 27 (1:53) T.Gurley left end to SF 26 for 1 yard (R.Armstrong).
- 2-9-SF 26 (1:10) (Shotgun) C.Keenum pass short middle intended for L.Kendricks INTERCEPTED by R.Armstrong at SF 18. R.Armstrong to SF 23 for 5 yards (G.Robinson).

P7

San Francisco 49ers at 1:02

- 1-10-SF 23 (1:02) (Shotgun) B.Gabbert pass incomplete short left to G.Celek (A.Ogletree).
- 2-10-SF 23 (:58) (No Huddle, Shotgun) C.Hyde up the middle to SF 25 for 2 yards (M.Brockers, W.Hayes).

Los Angeles Rams vs San Francisco 49ers at Levi's Stadium

- 3-8-SF 25 (:23) (No Huddle, Shotgun) B.Gabbert pass short left to Q.Patton to SF 38 for 13 yards (C.Sensabaugh). FUMBLES (C.Sensabaugh), ball out of bounds at SF 38. Caught SF35 3-yards. YAC

P17

END OF QUARTER

| | | Time | First Downs | | | | Efficiencies | |
|---------------------|-------|------|-------------|---|---|---|--------------|--------|
| | Score | Poss | R | P | X | T | 3 Down | 4 Down |
| Los Angeles Rams | 0 | 8:26 | 1 | 1 | 0 | 2 | 1/4 | 0/0 |
| San Francisco 49ers | 14 | 6:34 | 0 | 1 | 0 | 1 | 1/5 | 0/0 |



Play By Play

Fourth Quarter

9/12/2016

San Francisco 49ers continued.

| | | |
|-------------------|---|-----|
| <u>1-10-SF 38</u> | (15:00) (Shotgun) B.Gabbert pass short right to J.Kerley to LA 45 for 17 yards (L.Joyner). Caught SF46 9-yards. YAC | P18 |
| | Timeout #1 by SF at 14:24. | |
| <u>1-10-LA 45</u> | (14:24) (Shotgun) B.Gabbert pass incomplete short right to T.Smith. | |
| 2-10-LA 45 | (14:20) (No Huddle, Shotgun) <i>PENALTY on SF-A.Tiller, False Start, 5 yards, enforced at LA 45 - No Play.</i> | |
| 2-15-50 | (14:20) (No Huddle, Shotgun) B.Gabbert pass incomplete short right to T.Smith. <i>PENALTY on LA-T.Johnson, Defensive Pass Interference, 12 yards, enforced at 50 - No Play.</i> | X19 |
| <u>1-10-LA 38</u> | (14:16) (No Huddle, Shotgun) B.Gabbert left tackle to LA 37 for 1 yard (A.Ogletree). | |
| 2-9-LA 37 | (13:33) (No Huddle, Shotgun) B.Gabbert pass short right to J.Kerley to LA 32 for 5 yards (L.Joyner). <i>PENALTY on SF, Illegal Shift, 5 yards, enforced at LA 37 - No Play.</i> | |
| 2-14-LA 42 | (13:18) (No Huddle, Shotgun) B.Gabbert pass short left to Q.Patton pushed ob at LA 7 for 35 yards (A.Ogletree). Caught LA28 21-yrd. YAC. | P20 |
| <u>1-7-LA 7</u> | (12:48) (No Huddle, Shotgun) C.Hyde up the middle to LA 8 for -1 yards (W.Hayes). LA-M.Brockers was injured during the play. | |
| 2-8-LA 8 | (12:16) (No Huddle, Shotgun) B.Gabbert pass incomplete short middle to T.Smith. | |
| 3-8-LA 8 | (12:12) (No Huddle, Shotgun) B.Gabbert pass short left to V.McDonald for 8 yards, TOUCHDOWN. Caught LA1 1-yrd. YAC. P.Dawson extra point is GOOD, Center-K.Nelson, Holder-B.Pinion. | P21 |

LA 0 SF 21, 10 plays, 77 yards, 1 penalty, 3:55 drive, 2:53 elapsed

B.Pinion kicks 65 yards from SF 35 to end zone, Touchback.

Los Angeles Rams at 12:07

| | | |
|------------|---|--|
| 1-10-LA 25 | (12:07) (Shotgun) C.Keenum pass incomplete short right to T.Austin. | |
| 2-10-LA 25 | (12:03) (Shotgun) C.Keenum pass short left to L.Kendricks to LA 31 for 6 yards (N.Bowman). Caught LA31 0-yrd. YAC | |
| 3-4-LA 31 | (11:17) (No Huddle, Shotgun) C.Keenum pass incomplete short right to T.Austin. | |
| 4-4-LA 31 | (11:13) J.Hekker punts 49 yards to SF 20, Center-J.McQuaide, fair catch by J.Kerley. | |

San Francisco 49ers at 11:05

| | | |
|-------------------|---|-------------|
| 1-10-SF 20 | (11:05) (Shotgun) B.Gabbert pass short middle to V.McDonald to SF 26 for 6 yards (A.Ogletree). Caught SF23 3-yards. YAC. | |
| 2-4-SF 26 | (10:32) (No Huddle, Shotgun) B.Gabbert pass short left to J.Kerley to SF 34 for 8 yards (A.Ogletree). Caught SF30 4-yards. YAC. | P22 |
| <u>1-10-SF 34</u> | (9:57) (No Huddle, Shotgun) B.Gabbert pass incomplete deep right to J.Kerley. | |
| 2-10-SF 34 | (9:52) (No Huddle, Shotgun) C.Hyde up the middle to SF 41 for 7 yards (A.Ogletree). | |
| 3-3-SF 41 | (9:15) (No Huddle, Shotgun) C.Hyde up the middle to SF 45 for 4 yards (D.Easley). | R23 |
| <u>1-10-SF 45</u> | (8:39) (No Huddle, Shotgun) B.Gabbert pass short right to G.Celek to LA 40 for 15 yards (T.McDonald). Caught LA40 0-yrd. YAC | P24 |
| <u>1-10-LA 40</u> | (7:55) (No Huddle, Shotgun) S.Draughn left guard to LA 40 for no gain (T.McDonald). | |
| 2-10-LA 40 | (7:20) (No Huddle, Shotgun) B.Gabbert right tackle to LA 38 for 2 yards (A.Ogletree). <i>PENALTY on LA-A.Donald, Unnecessary Roughness, 15 yards, enforced at LA 38.</i> <i>PENALTY on LA-A.Donald, Disqualification, 12 yards, enforced between downs.</i> | X25, X26 |
| <u>1-10-LA 11</u> | (6:42) (Shotgun) C.Hyde left guard to LA 6 for 5 yards (W.Hayes). | |
| 2-5-LA 6 | (6:03) (No Huddle, Shotgun) B.Gabbert pass incomplete short left to Q.Patton. <i>PENALTY on LA-C.Sensabaugh, Defensive Pass Interference, 5 yards, enforced at LA 6 - No Play.</i> | X27 |
| <u>1-1-LA 1</u> | (6:00) (No Huddle, Shotgun) C.Hyde left guard to LA 1 for no gain (M.Alexander). | |
| 2-1-LA 1 | (5:18) (Shotgun) C.Hyde up the middle for 1 yard, TOUCHDOWN. P.Dawson extra point is GOOD, Center-K.Nelson, Holder-B.Pinion. | R28 |

LA 0 SF 28, 11 plays, 80 yards, 3 penalties, 5:51 drive, 9:46 elapsed

B.Pinion kicks 69 yards from SF 35 to LA -4. B.Cunningham to LA 28 for 32 yards (D.Johnson).

Los Angeles Rams at 5:14, (1st play from scrimmage 5:07)

| | | |
|-------------------|---|-----|
| 1-10-LA 28 | (5:07) (Shotgun) C.Keenum pass short right to M.Brown to LA 36 for 8 yards (R.Armstrong). SF-R.Robinson was injured during the play. Caught LA31 5-yards. YAC. | |
| 2-2-LA 36 | (4:49) (Shotgun) M.Brown up the middle to LA 41 for 5 yards (A.Brooks; N.Bowman). | R8 |
| <u>1-10-LA 41</u> | (4:23) (No Huddle, Shotgun) C.Keenum pass short right to B.Quick to LA 46 for 5 yards (E.Reid). Caught LA45 1-yrd YAC | |
| 2-5-LA 46 | (3:52) (No Huddle, Shotgun) C.Keenum pass incomplete short right to B.Quick (D.Johnson). | |
| 3-5-LA 46 | (3:52) (Shotgun) C.Keenum pass short middle to K.Britt to SF 39 for 15 yards. | P9 |
| <u>1-10-SF 39</u> | (3:26) (No Huddle, Shotgun) C.Keenum pass short middle to B.Quick to SF 24 for 15 yards (D.Johnson). Caught SF27 3-yards YAC. | P10 |
| <u>1-10-SF 24</u> | (2:58) (No Huddle, Shotgun) C.Keenum pass incomplete short middle to T.Higbee. | |
| 2-10-SF 24 | (2:54) (Shotgun) C.Keenum pass incomplete short left to T.Austin [E.Reid]. | |

Los Angeles Rams vs San Francisco 49ers at Levi's Stadium

| | | |
|-----------|--|-----|
| 3-8-SF 25 | (:23) (No Huddle, Shotgun) B.Gabbert pass short left to Q.Patton to SF 38 for 13 yards (C.Sensabaugh). FUMBLES (C.Sensabaugh), ball out of bounds at SF 38. Caught SF35 3-yards. YAC | P17 |
|-----------|--|-----|

END OF QUARTER

| | Score | Time Poss | First Downs | | | | Efficiencies | |
|---------------------|-------|-----------|-------------|---|---|---|--------------|--------|
| | | | R | P | X | T | 3 Down | 4 Down |
| Los Angeles Rams | 0 | 8:26 | 1 | 1 | 0 | 2 | 1/4 | 0/0 |
| San Francisco 49ers | 14 | 6:34 | 0 | 1 | 0 | 1 | 1/5 | 0/0 |



Los Angeles Rams vs San Francisco 49ers at Levi's Stadium

3-10-SF 24 (2:50) (Shotgun) C.Keenum pass incomplete short left to K.Britt.
 4-10-SF 24 (2:41) (Shotgun) C.Keenum scrambles right end to SF 19 for 5 yards (N.Bowman).

San Francisco 49ers at 2:33

1-10-SF 19 (2:33) #7 C.Kaepernick in at QB. (Shotgun) M.Davis left guard to SF 20 for 1 yard (E.Sims).

Two-Minute Warning

2-9-SF 20 (2:00) (Shotgun) M.Davis right guard to SF 22 for 2 yards (D.Easley, L.Joyner).
 3-7-SF 22 (1:16) (Shotgun) M.Davis up the middle to SF 20 for -2 yards (E.Westbrooks).
 Timeout #2 by SF at 00:31.
 4-9-SF 20 (:31) B.Pinion punts 36 yards to LA 44, Center-K.Nelson, fair catch by T.Austin.

Los Angeles Rams at 0:24

1-10-LA 44 (:24) C.Keenum kneels to LA 43 for -1 yards.

END OF QUARTER

| | Score | Time Poss | First Downs | | | | Efficiencies | |
|---------------------|-------|-----------|-------------|---|---|----|--------------|--------|
| | | | R | P | X | T | 3 Down | 4 Down |
| Los Angeles Rams | 0 | 4:07 | 1 | 2 | 0 | 3 | 1/3 | 0/1 |
| San Francisco 49ers | 28 | 10:53 | 2 | 5 | 4 | 11 | 2/3 | 0/0 |





FEATURE CLIPS



LOS ANGELES RAMS FEATURE CLIPS
TABLE OF CONTENTS

Rams' first official practice since their return to L.A. is a reality show, in the best sense, By Bill Plaschke
Los Angeles Times / July 30, 2016

The Rams' Alec Ogletree has been the man in the middle of a lot of activity, By Gary Klein
Los Angeles Times / July 31, 2016

LA Rams' Trumaine Johnson finds his place in the sun, By Rich Hammond
Orange County Register / August 1, 2016

Rookie Jared Goff shows off his arm and release to Rams and fans at training camp, By Gary Klein
Los Angeles Times / August 2, 2016

Aaron Donald and Robert Quinn anchor one of the NFL's scariest defensive lines, By Matt Wilhalme
Los Angeles Times / August 2, 2016

Rams DE Robert Quinn eager to make comeback after back surgery, By Jack Wang
Los Angeles Daily News / August 2, 2016

Versatility makes Rodger Saffold a valuable commodity on Rams offensive line, By Rich Hammond
Orange County Register / August 3, 2016

Turner, AECOM Tapped For \$2.5 Billion Construction of LA Rams Stadium, By Randy Drummer
CoStar News / July 18, 2016

Rams Coach Jeff Fisher knows all the right moves about franchise relocation, By Gary Klein
L.A. Times / August 1, 2016

Aaron Donald says Rams' d-line can be one of 'best in history', By Rich Hammond
Orange County Register / August 8, 2016

For Rams, this special teams coach is a life saver, By Sam Farmer
Los Angeles Times / August 9, 2016

Rams return home to Los Angeles and generations reconnect in Lot 2 celebration, By Ryan Kartje
Orange County Register / August 14, 2016

Rams Pro Bowl punter Johnny Hekker feels the NFL has a bright future in Los Angeles, By Jim Gehman
NFL Player Engagement / August 19, 2016

Rams DE Robert Quinn leaves Rio 'proud' of sister, By Alden Gonzalez
ESPN / August 19, 2016

For LA Rams fans, the Coliseum — even at 93 — is still 'the greatest,' By Dana Bartholomew
Los Angeles Daily News / August 21, 2016

Cracking the code: Kevin Demoff helps Rams find their way back to L.A., By Sam Farmer
Los Angeles Times / September 4, 2016

The Rams arrive at new headquarters at Cal Lutheran, By Joe Curley
Ventura County Star / September 4, 2016

Kroenke's L.A. vision finally has Hollywood ending, By Vincent Bonsignore
Los Angeles Daily News / August 14, 2016



LOS ANGELES RAMS FEATURE CLIPS

TITLE: 'The NFL is back': Fans line up for Rams' first training session

BYLINE: By Gary Klein, Los Angeles Times

DATE: July 30, 2016

Ada Mendoza, decked out in Rams cap and jersey and clutching a stuffed "Rampage" doll, was among the first in line to see the Rams open training camp on Saturday at UC Irvine.

Her husband, Frank, a self-described lifelong fan, and their 17-year-old son, Anthony, also were there, along with hundreds of other fans who arrived in the morning for the Rams' afternoon practice.

"I'm a diehard fan," said Ada Mendoza, who added that she was looking forward to seeing players such as running back Todd Gurley, receiver Tavon Austin and quarterback Jared Goff.

The Rams' return to Southern California for the first time in more than 20 years has ignited interest in a team that left after the 1994 season.

From old and new fans alike.

Frank Mendoza, 49, grew up in Whittier watching Rams games with his father and collecting team memorabilia. He moved to Orange County about 10 years ago. "Now, they're in my backyard," he said. "We had to be here and we thought there would be a mass of people, so we had to be here first."

Said Anthony: "There's a lot of players I want to see — Robert Quinn, Aaron Donald and Michael Brockers."

Nicholas Manzella of Riverside said he had been a Rams fan since "the Fearsome Foursome" days, when defensive line-men Deacon Jones and Merlin Olsen and quarterback Roman Gabriel starred for the Rams at the Coliseum.

"I never thought this would happen," he said of the Rams' return. "I cried when I found out they were coming back.

"It was so hard to see them leave because they were my favorite team. My heart was there, but it was just hard to see them in another city.

"I counted down the days to come see them."

So did Michael Rahon, 17, David Martin, 17, Ray Khoury, 17, and Connor Cobos, 15, of Placentia. The friends came to experience NFL football for the first time in Southern California.

"We had to be here," Rahon said. "The NFL is back."



LOS ANGELES RAMS FEATURE CLIPS

TITLE: Rams' first official practice since their return to L.A. is a reality show, in the best sense

BYLINE: By Bill Plaschke, Los Angeles Times

DATE: July 30, 2016

This whole business about the Rams returning to Los Angeles?

It just got real.

On a cloudless, scorching Saturday afternoon at UC Irvine, it filled bleachers surrounding two makeshift football fields with nearly 10,000 folks who sprinted to their seats early and stood screaming for autographs late.

All for a Rams event that had no score, no statistics and no drama.

It was just a practice. It was just a dummy-thumping, horn-rattling, saggy-sweats practice.

But this being the Rams' first training-camp practice as a Los Angeles franchise in 22 years, it was horned gold.

"The people in St. Louis were like, we can't root for the Rams because we'll all be at the beach . . . well, I guess not," said Randy Troy, a member of the former Bring Back the Los Angeles Rams group and one of many fans wearing a sweaty jersey and a sunscreen smile.

They cheered calisthenics. They cheered field-goal drills. They cheered dudes making flying interceptions of intentionally lofted passes that they were supposed to intercept.

"This whole scene is amazing," said former Rams quarterback Jim Everett, watching from under a tent behind the end zones.

As it grew hotter, it grew more amazing. The fans audibly gasped when rookie quarterback Jared Goff lost consecutive fumbles on bad snaps and let loose with a loud expletive. The fans then screeched after he threw an interception. When a couple of fans began derisively chanting his name — "Ja-red, Ja-red" — they suffered the indignant stares of the masses and quickly quieted.

"This is unbelievable," said former Rams offensive tackle Jackie Slater, also hanging out under a tent. "It's unbelievable how much everything has changed."

At one point, so many fans were crowding the railing to get closer to the players, a security guard barked, "Move from the bench line and come back to your seats."

Nobody listened. They hung on the railing throughout the final drills, then crowded it after practice to roar at the departing players as if the padded, slick-faced behemoths were walking a red carpet at Hollywood and Highland.

"To walk out here and see the stands like this, we are super blessed to be there," said Rams punter Johnny Hekker. "Sometimes you put in hours and hours of work and there's nobody there. Then you see something like this, we are so appreciative, we're just soaking it all in."

This whole business about the Rams returning to Los Angeles just got real, so real that some early truths about these Rams have become immediately obvious.

Even if they are as lousy as everyone thinks they will be, they are going to have a rollicking honeymoon here. Even more than wanting them to win, it seems fans are just thrilled to see them show up. This feeling could be stretched out with each wave of new fans that enters the Coliseum throughout the season. It was a feeling that dominated the stands Saturday on a basically dull sports afternoon that offered nothing more than newness.

"You want to see the logo with L.A. on it, you want to see players wearing the L.A. uniform and competing, you just want it to sink in, that's why many of us came here," said Andre Jeanbart, another member of the Bring Back the Los Angeles Rams group and one of many fans who drove several hours to sit in 85-degree heat and watch guys play catch.



The other truth is that even when the interest in the Rams begins to wane, which it surely will eventually do if the losing overwhelms the curiosity, the franchise will be carried by the power of the NFL.

Much to the surprise of fans who have only ever watched USC or UCLA football practice, this wasn't just a workout, it was an NFL production.

There were tented attractions set up around the edges of the field, stands selling everything from shaved ice to kettle corn, giant bouncy houses for kids and a memorabilia shop for the die-hards. Fans could buy a hot dog for \$4, bottled water for \$2.50, and a Goff jersey for \$149.99.

The entire event, which will be repeated at 15 more open-to-the-public practices this summer — free admission with \$10 parking — felt like a small-town company picnic surrounding gladiators engaged in this country's most popular sport. Even though no outside food was allowed in the stands, guards relented to allow some old-school Rams fans to bring water-melons to wear on their heads.

The NFL wasn't like this when it left town, huh? What a difference a two-decade drought makes.

"Looking seriously at this, comparing this to the 1990s, the NFL has grown leaps and bounds," Everett said, glancing out to the fields. "This is what it is. You're seeing the growth of the NFL right here, right in front of us today, this is how they roll."

And so a team that hasn't made the playoffs in 12 seasons will roll into late summer underneath the sort of fire usually reserved for champions. It is their job to make it last.

"We've got a lot of work to do, a long way to go with the football team, but the atmosphere is certainly going to help," Coach Jeff Fisher said. "It will help them focus, help them to prepare. It's different. It's very good for them."

It's real.



LOS ANGELES RAMS FEATURE CLIPS

TITLE: The Rams' Alec Ogletree has been the man in the middle of a lot of activity

BYLINE: By Gary Klein, Los Angeles Times

DATE: July 31, 2016

Alec Ogletree spent the off-season preparing for his new role as the Rams' middle linebacker, studying tape and getting into the best shape of his pro career.

He did it while moving with the franchise from St. Louis to Southern California and while readying for an even more important transition:

Ogletree became a father a week ago, he and his wife welcoming a son they named Austin.

"It's definitely a lot," he said after Sunday's workout at UC Irvine. "With moving, changing positions to having a baby. It's a lot."

Ogletree, 24, thus far appears to have made a smooth move from weakside linebacker to the middle, where he has been entrusted with replacing veteran James Laurinaitis.

During off-season training, teammates and coaches lauded Ogletree for the work he put in to learn the entire defense and assume the main leadership role.

"It's been seamless," Coach Jeff Fisher said Sunday when asked about Ogletree's transition.

Fisher added that despite a busy off-season, Ogletree posted the best overall times for defensive players in conditioning tests.

Of course, there is no way of knowing whether the Rams made a wise decision to turn the defense over to Ogletree until they start playing games. That's when Ogletree will be forced to recognize other teams' schemes, line up teammates and make plays.

The Rams open the exhibition season Aug. 13 against the Dallas Cowboys at the Coliseum. They have three other exhibitions before the Sept. 12 opener against the San Francisco 49ers on "Monday Night Football."

Ogletree, the 30th pick in the 2013 draft, appeared to be on his way to a breakout season in 2015 before he suffered a season-ending ankle injury against the Arizona Cardinals in Week 4.

The Rams released Laurinaitis and defensive end Chris Long to clear salary-cap space and make room for younger leaders to emerge.

"A lot of people are just going to have to make a lot more plays to make up for those guys," defensive tackle Aaron Donald said last week.

The 6-foot-2, 245-pound Ogletree will be flanked by Akeem Ayers on the strong side and Mark Barron on the weakside.

Ogletree credited teammates for easing his transition to the middle.

"It helps me out a lot that most of the guys have been here," he said, adding, "so you don't have to harp on learning the playbook all day and learning positions."

But Ogletree sounded most excited about embracing fatherhood.

He has lately been limited to Facetime updates, and said his infant son already was outfitted with plenty of Rams and University of Georgia gear.

"It's a life-changing experience," he said of becoming a father. "It's something that you really can't explain until you have your own kids and go through the feeling."



LOS ANGELES RAMS FEATURE CLIPS

TITLE: LA Rams' Trumaine Johnson finds his place in the sun

BYLINE: Rich Hammond, Orange County Register

DATE: August 1, 2016

IRVINE >> Trumaine Johnson glanced skyward after he completed the third practice of his fifth NFL training camp. On a warm Monday late morning, the wise pro sought out a shady spot for an interview.

"Big vet, huh?" Johnson said with a grin. "I guess you could say that. I still feel young, though."

Johnson is 26, and his career with the Rams has included a steady progression, then one big leap out of the shade and into the spotlight. Johnson is the Rams' highest-paid player and most experienced defensive back, and is poised to parlay what could be an awkward season into a blockbuster contract.

The Rams used their "franchise player" tag on Johnson, who otherwise would have become a free agent in March, and retained him for the 2016 season but failed to lock him up with a long-term extension.

So, Johnson will make \$13.95 million this season, the team's largest contract in terms of guaranteed money and salary-cap figure. That's no small thing, but Johnson also enters this season with uncertainty. The Rams had hoped to sign him to an extension, but now he could become a free agent next summer.

"Of course I was thinking about it, but I'm blessed either way," Johnson said. "For them to (franchise) tag me, it talks volumes, but this is my main focus right now, and I'll wait until the year is over to handle everything else."

Johnson, a third-round draft pick in 2012, was a part-time starter during his first three seasons but took a major step in 2015 when expected cornerback starter E.J. Gaines suffered a season-ending foot injury in training camp.

Johnson had seven interceptions and was considered a more consistent performer than Janoris Jenkins, who left the Rams in March and signed a five-year, \$62.5-million contract with the New York Giants.

At this point, Johnson isn't thinking about leaving Los Angeles. He's set to start opposite either Gaines, Coty Sensabaugh or Lamarcus Joyner, and his first week of training camp at UC Irvine has included family members who traveled down from Johnson's native Stockton.

"We had 10,000 fans out here the first day," Johnson said. "To come out here and hear them cheering, it's a blessing."



LOS ANGELES RAMS FEATURE CLIPS

TITLE: Rookie Jared Goff shows off his arm and release to Rams and fans at training camp

BYLINE: Gary Klein, Los Angeles Times

DATE: August 2, 2016

It was only one pass, one late-practice throw.

And it seemed, for an instant, to momentarily freeze the Rams' practice on Tuesday at UC Irvine.

Rookie quarterback Jared Goff had dropped back, stepped up to avoid the rush and zipped a spiral deep through the defense and into the hands of receiver Nelson Spruce.

It marked the first time the No. 1 pick in the NFL draft truly showed the arm and release that caused the Rams' brain trust to trade numerous draft picks for the opportunity to select the former California standout.

Goff had displayed flashes during rookie camp workouts after the draft and during off-season and organized team activities in Oxnard.

But Tuesday was the first time that the Rams were in pads.

So when Goff stepped up and delivered, the crowd in the nearby bleachers roared. And though the play came with the second-team offense operating against the second-team defense, players and coaches appeared to sense the moment.

"He made some really good throws," Coach Jeff Fisher said of Goff, adding, "We added a little bit of noise so they had to focus in the huddle and I thought he took charge of it.

"He's progressing well."

Goff is attempting to supplant Case Keenum at the top of the depth chart. He will need to make plays like he did Tuesday against the first-team defense and against exhibition opponents to convince Fisher that he is capable of starting the Sept. 12 season opener against the San Francisco 49ers.

Whether it happens at the outset or during the season remains to be seen, but it is only a matter of time before Goff ascends to become the starter.

Keenum, for his part, has looked comfortable in the role for now.

On Tuesday, he made several impressive plays, including a touchdown pass in a tight window to Brian Quick and a touchdown pass to Tavon Austin in the left corner of the end zone.

"I'm doing my job," Keenum said. "When I'm at quarterback, I'm running the show. ... It's my huddle, my squad, my offense and I'm taking ownership of it."



LOS ANGELES RAMS FEATURE CLIPS

TITLE: Meet the Rams: Aaron Donald and Robert Quinn anchor one of the NFL's scariest defensive lines

BYLINE: By Matt Wilhalme, Los Angeles Times

DATE: August 2, 2016

They call themselves the Mob Squad, which fits because they're always taking out quarterbacks.

Actually, the nickname has a backstory rooted in Wikipedia searches, and is allegedly another name for a group of rams. Be that as it may, it still fits.

The Rams had 41 sacks last season, 11th-most in the NFL, with second-year pro Aaron Donald leading the way with 11, tied for the most by a defensive tackle in 2015.

The flock kept finding its way into the backfield of their opponents thanks to Donald and run stopping nose tackle Michael Brockers' presence in the middle, and speed coming off the edge from pass rushers Robert Quinn and William Hayes.

The Rams allowed their opponents to convert on 34.7% of their third downs (fourth-best in the NFL) while allowing just 20.6 points per game (13th in the league).

That strength is no accident.

Since 2011, the Rams have invested three of eight first-round draft picks on their defensive line. It's an effort that's resulted in four Pro Bowl appearances and two All-Pro years out of Donald and Quinn, who was named a captain on defense last year.

In all, the Rams' defensive front, including backups, features five former first-round picks, all under the age of 26.

No. 99 DT Aaron Donald, 6-foot-1, 285 pounds

Donald, 25, has already been named an All-Pro, twice been named to the Pro Bowl and was the defensive rookie of the year in 2014.

This summer he was voted No. 14 on the NFL Network's "NFL's Top 100 Players of 2016."

"Not only is he fast, he has leverage, very strong and I think he wants to fight you too," Packers defensive tackle Mike Daniels said of Donald. "That's an offensive lineman's nightmare."

Donald runs through offensive linemen, spins out of blocks and swiftly ducks between players to grab running backs and quarterbacks alike.

So far, Donald has had 20 sacks, forced two fumbles, recovered another and made 117 tackles.

No. 94 DE Robert Quinn, 6-foot-4, 264 pounds

Quinn, 26, has the speed to take the long way around offensive tackles and still affect the play even if he doesn't get to the quarterback, which he often does.

In four and a half seasons, Quinn has had 50 sacks, including 19 during his breakout 2013 campaign. He's also forced 16 fumbles, recovered two and scored a touchdown.

In 2014, the Rams re-upped with Quinn with a six-year, \$65.6-million deal, keeping him under contract through 2019.

Quinn experienced his worst season statistically last year because of injury. He had 21 tackles and five sacks in eight games before he was put on injured reserve for a back injury that ultimately required surgery.

No. 95 DE William Hayes, 6-foot-3, 278 pounds

Hayes, 31, has served as a backup for most of his career, starting just 32 of the 110 NFL games he's appeared in since 2008. He began his career with the Tennessee Titans under Coach Jeff Fisher as a fourth-round pick out of the football factory that is Division II Winston-Salem State.

Hayes had 76 tackles with eight sacks with the Titans before he rejoined Fisher with the Rams.

He made 11 starts last season, collecting 53 tackles and 5.5 sacks. Since joining the Rams, Hayes has had 21.5 sacks



and made 158 tackles.

In March, the Rams re-signed Hayes for three more years, keeping him under contract through the 2018 season.

Curiously, Hayes has said in interviews he doesn't believe dinosaurs ever existed. Seriously.

No. 90 NT Michael Brockers, 6-foot-5, 326 pounds

Brockers, 25, is the Rams' run-stuffing, double-team-drawing stalwart in the middle at nose tackle.

He's started 60 of the 61 games he's appeared in for the Rams since he was drafted out of Louisiana State in 2012 with the 14th overall pick.

Brockers is also noteworthy because he was part of the team's eight-player haul related to trading the No. 2 draft pick to the Washington Redskins, who subsequently drafted Robert Griffin III.

Of those acquired by the Rams, Brockers, middle linebacker Alec Ogletree and left tackle Greg Robinson are the only three still with the team. Griffin is now with the Cleveland Browns.

The Rams exercised their fifth-year option on Brockers before last season, so he's playing under the final year of his contract.

He's had 109 tackles, 14.5 sacks and two forced fumbles with one recovery since he turned pro.

No. 98 DE Quinton Coples, 6-foot-6, 290 pounds

Coples, 26, is another former first-round pick out of the 2012 draft, but he was selected by former New York Jets coach Rex Ryan, who is now with the Buffalo Bills.

Coples was selected 16th overall out of North Carolina and spent his first three seasons with the Jets before he was waived by the new regime there after appearing in nine games last season. He was picked up by the Dolphins for the rest of the season and then signed a two-year deal with the Rams this spring.

For his career, the pass rusher has had 16.5 sacks with 76 tackles, though last season he recorded just four tackles.

No. 97 Eugene Sims, 6-foot-6, 269 pounds

Sims, 30, played his entire career primarily as a backup until last season when injuries knocked out Chris Long and Robert Quinn for much of the season. He made nine starts in 2015, collecting 24 tackles and 1.5 sacks, forcing a fumble and intercepting his first pass.

Sims nearly returned his pick for a touchdown, but was brought down on the three-yard line after taking the ball 42 yards toward the end zone when he caught an Aaron Donald deflection of San Francisco 49ers quarterback Blaine Gabbert's pass (watch the play at the 34-second mark).

Other linemen: No. 91 DT Dominique Easley, No. 93 DT Ethan Westbrooks, No. 92 DE Cam Thomas



LOS ANGELES RAMS FEATURE CLIPS

TITLE: Rams DE Robert Quinn eager to make comeback after back surgery

BYLINE: By Jack Wang, Los Angeles Daily News

DATE: August 2, 2016

IRVINE >> For more than half a year now, Robert Quinn has relied on the advice of Byron Cunningham.

The Rams' defensive end underwent back surgery last December, finally ending a season that had also been plagued by knee and hip pain. Since then, Quinn has deferred his rehab largely to Cunningham, the team's physical therapist and assistant athletic trainer.

"Whatever he decides to throw at me that day, I basically do," Quinn said. "From the first day out of surgery to now, it's a completely different routine. What I was doing at first, I couldn't tell you what it was."

Today, the routine is much less complicated: Some stretching to stay mobile, and exercises to strengthen his core and back. The hope now is that all the work will get him ready in time for the Rams' season opener on Sept. 12 — and to reclaim most of his former efficacy.

"That was not an easy thing that he went through last year," said head coach Jeff Fisher. "A lot of hard work during the offseason. It was step by step by step."

Quinn recorded or tied career lows in tackles (21) and sacks (five) last season, and played in just eight games after appearing in 63 over the previous four years. That ill-fated campaign ended his streak of back-to-back Pro Bowls, one that included an eye-popping stat line in 2013: 19 sacks and seven forced fumbles, both of which ranked second in the NFL, as well as 57 tackles. For a defensive line already anchored by Aaron Donald, adding anything close to that level of production can terrify opposing offenses.

On Tuesday, Quinn suited up with the rest of his team as it underwent its first training camp practice in full pads. After watching from the sidelines for most of the Rams' offseason workouts in Oxnard earlier this summer, that opportunity gave him a chance to loosen up and get a feel for his timing.

Looking ahead, however, the challenges maybe be as much mental as they are physical.

"I've been sitting there thinking about it," Quinn said. "I've never had an injury, so this is really my first one. I don't really know how to approach it. Every day, I'm trying to just ignore it. Just basically forget I ever had surgery. Build that true confidence.

"I just have to make sure it's completely stable. I'm not rushing to get back and re-hurt myself."



LOS ANGELES RAMS FEATURE CLIPS

TITLE: Versatility makes Rodger Saffold a valuable commodity on Rams offensive line

BYLINE: By Rich Hammond, Orange County Register

DATE: August 4, 2016

IRVINE – All of this relocation stuff is nothing new for Rams offensive lineman Rodger Saffold, who has done it on a near-annual basis.

Saffold's moves haven't been from city to city, but merely within the line, from tackle to guard to back again. The distinction might seem subtle, but the skill sets are quite different and Saffold, preparing for his seventh NFL season, has become invaluable to the Rams because of his versatility.

During the first week of training camp at UC Irvine, Saffold moved to right tackle from left guard, where he started last season. Rob Havenstein, the Rams' usual right tackle, is dealing with a foot injury.

"It's actually the third time around that I've kind of had to switch up at the last minute, before camp or before a game," Saffold said. "I'm used to it. You've just got to take more time to work on technique, just to try to make it second nature. I've always got to get back on the bike and ride again."

Saffold broke in as the Rams' starting left tackle in 2010, then started at right guard and right tackle in 2013 and broke in at left guard in 2014. That's where Saffold remained until last October, when he suffered a season-ending shoulder injury.

Saffold returned to action for the start of optional workouts in June, and reclaimed his spot at left guard, but when Havenstein started camp on the physically unable to perform list, Saffold didn't flinch.

"He has done a lot for us," Coach Jeff Fisher said Wednesday. "With Rob missing time right now, we decided before the start of camp and notified him that we would move him out to right tackle. He said, 'Cool.' He just loves it. He will play any position but center. So it gives us the flexibility and peace of mind, knowing that if we do have an issue, we can plug him in any place."

Cody Wichmann, who started at left guard after Saffold's injury last season, has reclaimed that spot, but Fisher indicated that Havenstein should be back before the start of the regular season.

Until then, the Rams are fine. The offensive line struggled in the first two days of practice, but when the team put on full shoulder pads Tuesday, the line improved. Left tackle Greg Robinson had difficulty dealing with the Rams' fierce defensive front, but Saffold looked steady on the right side.

"Because I've been focused on guard for so long, it's kind of hard to get it all gone in six weeks," Saffold said. "Hopefully coming back will be like riding a bike, kind of like how playing tackle is now. It's always a challenge, and I feel like I do better with challenges. Under pressure, I'm a lot better."



LOS ANGELES RAMS FEATURE CLIPS

TITLE: Turner, AECOM Tapped For \$2.5 Billion Construction of LA Rams Stadium

BYLINE: Randy Drummer, CoStar News

DATE: July 18, 2016

Hollywood Park Land Co., owned by Los Angeles Rams owner Stan Kroenke, has picked Turner Construction Co. and AECOM as general contractors overseeing construction of a 70,000-seat stadium for the NFL team, anchoring a 298-acre mixed-use sports and entertainment project in Inglewood, CA.

Between them, Turner and AECOM, picked after a review of several other construction firms, have built 17 stadiums for NFL teams and renovated 10 others, becoming the two largest builders of sports venue projects in the world over the last 15 years.

“While we will call the LA Coliseum home for the next three seasons, we are pleased to work with Turner/AECOM to build our new stadium in Inglewood,” said Kevin Demoff, chief operating officer & executive vice president of football operations of the Los Angeles Rams, in noting the key milestone in the process of bringing the team back to Los Angeles after a 21 year stay in St. Louis. The venue will also showcase national and international events when it opens in 2019, Demoff noted.

Turner Construction Co. is the largest general contractor in North America, with more than 40 offices across the U.S. and Canada. The company already had a separate engagement for the past two years to provide demolition, grading and infrastructure at the site of the former Hollywood Park racetrack. Publicly traded AECOM, a Los Angeles-based international project management and engineering company, employs more than 95,000 people worldwide and had revenue of \$19 billion in fiscal 2015.

Turner President and CEO Peter Davoren said the project will be the “gold standard” for stadiums, with the current design by HKS Architects of Dallas calling for 275 luxury suites, more than 16,000 premium seats and almost 3 million square feet of usable space. The facility will also provide standing room for 27,000 spectators in addition to its seating capacity of up to 70,000.

The stadium will anchor the new Hollywood Park entertainment district in Inglewood, which will include an adjacent 6,000-seat performance venue, up to 890,000 square feet of retail and up to 300 hotel rooms. The project will also eventually include up to 780,000 square feet of office space, 2,500 residential units and 25 acres of public parks and open space.

Construction is expected to provide more than 3,500 on-site construction jobs in Inglewood and, in total, more than 10,000 jobs through completion. Two other firms are already working on the stadium project, including Legends Project Development, which is providing project management services; and Wilson Meany of San Francisco, which is managing entitlement and infrastructure services.



LOS ANGELES RAMS FEATURE CLIPS

TITLE: Rams Coach Jeff Fisher knows all the right moves about franchise relocation

BYLINE: Gary Klein

DATE: August 1, 2016

As rule, football coaches lead transient lives, moving from city to city, wherever the job takes them.

Rams Coach Jeff Fisher is a different type of nomad.

The NFL's Houston Oilers hired Fisher in 1994 and he subsequently guided them through stops in Memphis and Nashville en route to their becoming the Tennessee Titans. In their third season after the move, the Titans reached the Super Bowl, and Fisher remained with the franchise through 2010.

The Rams hired Fisher before the 2012 season, and he has served as an experienced point man in the franchise's return to Los Angeles after more than two decades in St. Louis.

Fisher, 58, is the only head coach in NFL history to be part of two franchise moves and the only one to oversee two teams in five cities.

"I've declined several opportunities over the years to do a book on the move from Houston to Nashville," Fisher said. "Maybe when I'm done, I'll do a book on both."

The latest chapter in Fisher's career started last week as the Rams opened training camp at UC Irvine — after a move from St. Louis to Los Angeles . . . after workouts in Oxnard . . . and before another move to Cal Lutheran, the team's temporary headquarters in Thousand Oaks, as the franchise prepares for a 2019 transition to a new stadium and home in Inglewood.

Fisher went 7-8-1, 7-9, 6-10 and 7-9 in his first four seasons with the team and critics wonder why the Rams did not turn to a new leader to start a new era. The Rams have not had a winning season since 2003 and last made the playoffs in 2004.

But former Titans players who transitioned from Houston to Tennessee under Fisher know he's the one they'd want directing the moving vans.

"He's the perfect guy to do it," said Blaine Bishop, an Oilers and Titans safety from 1993 to 2001. "He's a players' coach and great at communication. If anybody can do it twice, he's the man."

Said tight end Frank Wycheck, who played under Fisher from 1995 to 2003: "There is no one better than Jeff to handle that transition. He just has a great personality and a great way to build up your confidence, and doesn't allow that kind of noise to get in the locker room."

After the NFL approved the Rams' move from St. Louis in January this year, Fisher led a March team meeting in Manhattan Beach and prepared the players for nine weeks of off-season workouts and organized team activities in Oxnard in April, May and June.

They will be in Irvine for about six weeks before moving to Cal Lutheran, where they are constructing a temporary practice facility that will be home for at least the next three seasons. A permanent practice facility also is expected to be built in the region.

The Rams will play the next three seasons at the Coliseum before moving into a \$2.6-billion stadium in Inglewood.

"I don't think a head coach could have handled this year better than Jeff has handled it," said Kevin Demoff, the Rams' chief operating officer and vice president of football operations. "He helped us prioritize . . . Having Jeff gave us a blueprint of how we wanted to do it and made the process that much easier."

There was nothing easy about Fisher's first move with the Oilers, who were owned by the late Bud Adams.

Fisher said he is forever indebted to the Adams family for giving him the opportunity to become a head coach, but there are differences in the way Adams and Rams owner Stan Kroenke approached — and funded — the moves.

The Oilers set up temporary quarters in Bellevue, Tenn., outside Nashville. Their facility included a compound of dilapidated trailers.

"When Bud decided that he wasn't going to put up a satellite dish at our temporary facility because he wanted it at his home," Fisher said, "and I had to run out to a sports bar and see if I could get a satellite feed of an upcoming opponent and copied on VHS because we didn't have an advance scouting department — it's a little different."

"The money, the investment that Stan has made on each stop along the way, has been great from our standpoint. Just to be first class and making sure that the players have every opportunity to be successful."

Said two-time Pro Bowl defensive tackle Aaron Donald: "He did it before and knew what to expect, how to handle things so it made our jobs easier."

It will be "kind of cool" to have coached two teams in five cities, Fisher said, but he is focused on getting the Rams ready for the season and is aware of expectations that come with playing in Los Angeles. Being the only coach to help move two NFL franchises is more an answer to a trivia question than a highlight on a resume.



The Oilers left Houston after the 1996 season. They played their home games in 1997 at the Liberty Bowl in Memphis, about 200 miles from where they trained outside Nashville.

"In the first preseason game, there was a dude in a tank top holding a turkey leg, a Fred Flintstone brontosaurus-sized turkey leg," Wycheck recalled. "I was thinking, 'What in the world is this guy eating?'"

Crowds were so small, Wycheck recalled, that before games an assistant coach could chat with his wife seated 20 rows up from the field.

And the Oilers did not enjoy much of a home-field advantage.

It rained during one game against the Pittsburgh Steelers. Many in what was already a pro-Steelers crowd donned yellow rain jackets.

"It looked like it was all Steelers fans," Bishop said. "It felt like they (were playing at home."

The Oilers flew to their games in Memphis, but family members had to drive back and forth.

"I would have dinner ready for my family in the kitchen," Fisher said, "before they were done with their drive back."

The 1998 season was not much better. The Oilers played home games at Vanderbilt University in Nashville and finished 8-8 for the second year in a row.

"Fisher just never really brought up moving or excuses," Bishop said. "We were a middle-of-the road team in that span and he just kept us focused and did a good job of drafting."

The Tennessee Oilers were rechristened the Titans in 1999 and moved into brand new Adelphia Coliseum. They won the AFC title before losing to the Rams in the Super Bowl. Fisher's popularity soared as the team put together consecutive 13-3 seasons.

"I don't think I've ever seen a coach be such a rock star in the city," Wycheck said.

Fisher coached 14 seasons in Tennessee before he and the Titans parted ways after a 6-10 finish in 2010.

A year later the Rams hired Fisher, who has ended up in the middle of another move. This time, Fisher has an advantage beyond his experiences with the Oilers/Titans — he has returned home. Fisher grew up in the San Fernando Valley and played defensive back at USC.

"The fact that we didn't have to introduce him to Los Angeles has been a big plus," Demoff said. "You don't get questions like, 'How far is that from here? How long is it going to take to get there?'"

"Being a native and having grown up here makes a big difference."

The players have noticed.

"He did a great job explaining everything," rookie receiver Pharoh Cooper said upon his arrival at Irvine this week. "We knew we were going to have to do a lot of moving when we first got drafted. He's handled it pretty well."

Said two-time Pro Bowl defensive tackle Aaron Donald: "He did it before and knew what to expect, how to handle things so it made our jobs easier."

It will be "kind of cool" to have coached two teams in five cities, Fisher said, but he is focused on getting the Rams ready for the season and is aware of expectations that come with playing in Los Angeles. Being the only coach to help move two NFL franchises is more an answer to a trivia question than a highlight on a resume.

"I asked someone, 'Does that give me a chance to get in the Hall of Fame?'" Fisher said, laughing. "I don't want to tell you what their answer was."

It was pretty obvious.

"We've got to win," he said.



LOS ANGELES RAMS FEATURE CLIPS

TITLE: Aaron Donald says Rams' d-line can be one of 'best in history'

BYLINE: By Rich Hammond, Orange County Register

DATE: August 8, 2016

IRVINE >> The Rams were in full pads for Monday's training-camp practice, but with defensive tackle Aaron Donald, sometimes it's difficult to distinguish.

Donald hardly needs them. Layer upon layer of muscle shelters his bones, and during the offseason, Donald only got stronger. In an attempt to build off his first two stellar NFL seasons, Donald didn't drop any weight but added bulk and said he hoped to keep his body fat under 10 percent.

Already considered one of the NFL's top defensive tackles, Donald enters his third NFL season poised to lead a Rams defensive line that underachieved last year, in part because of injuries, but could be fierce.

"I've been working on my technique, trying to split double teams a lot better and holding double teams," Donald said Monday at UC Irvine. "I'm just trying to clean up little things, and just working."

Donald totaled 11 sacks last season, tied for most in the NFL among defensive tackles, and followed up his 2014 Defensive Player of the Year effort with a second consecutive Pro Bowl selection.

There's no slowing down. Donald, listed at 6-foot-1, 285 pounds, has a rock-solid physique but joked that he had "a little gut" Donald last season. Donald said that offseason work had lowered his body fat to 10 percent in June but that he hoped it would be lower by the start of the season.

If so, opponents could be in trouble. Donald lines up next to end William Hayes, who took over as a starter seven weeks into last season and played well. The other end is Robert Quinn, who missed half of last season with a back injury but seemingly will be at 100 percent for the start of training camp.

Donald said he carefully watched last year's Denver Broncos, who won the Super Bowl largely thanks to a talented defensive front, and said he drew motivation and encouragement.

"We can go down as one of the best in history," Donald said. "With the talent we've got on this defensive line and the way they play, we can be one of those (top) defensive lines for sure."

That's important, because Donald increasingly will draw attention from opposing offensive lines. Multiple times Monday, he spoke of his need to occupy, if not split and beat, multiple defenders at the line of scrimmage.

Teammates also have talked about their need to support Donald, who recorded 11 of the Rams' 41 sacks last season.

"I don't think it's just me making plays on the defensive line. It's so many of us," Donald said. "All of those guys have been making plays before I even got here. We just work good together and we all make plays."



LOS ANGELES RAMS FEATURE CLIPS

TITLE: For Rams, this special teams coach is a life saver

BYLINE: By Sam Farmer, Los Angeles Times

DATE: August 9, 2016

Rams practice is over, but not for John Fassel. The angular special teams coach is running with knees high from one end zone to the other, then dropping to the turf for crunches as the grandstands empty at UC Irvine.

Typically, there's still plenty of fuel to burn for Fassel, 42, who has the energy of someone half his age, and a nickname — "Bones" — that accurately describes his roughly 0.0% body fat.

Special teams are a point of pride for the Rams, and Fassel, meticulously focused and relentlessly upbeat, is the tip of that spear. He's a triathlete who played receiver at Pacific and Weber State, and the son of longtime NFL coach Jim Fassel.

"Coach Bones is one of my best coaches ever," said returner Tavon Austin, who has run a punt back for a touchdown in each of the last three seasons. "Just his energy level. He just shows us what we've got to do, and lets us play."

Sometimes, though, Fassel feels the need to intervene — and last summer that almost certainly saved a life. It was on a July evening in Manhattan Beach, where his parents have a house five blocks from the sand. Fassel, a strong swimmer, was bobbing alone on a Boogie board in the fading light when he noticed a middle-aged man flailing in the water about 50 yards to his left.

"I'm keeping my eye on him for about 30 seconds, and it was just weird," Fassel recalled. "I don't know if he's swimming, but then he's going under, then he starts splashing. I could see him close enough to see he was struggling."

A surfer nearby also was watching the frightening situation unfold, and he and Fassel made the decision to paddle over to the man as quickly as they could.

"We got there fast," Fassel said. "We got him and he was a breath or two away. He had no equipment, no fins, no board, couldn't swim. He got caught in a rip tide. We grabbed him, and he was almost dead weight."

Fassel and the surfer, Jim Burton, pulled the man onto Burton's surfboard so his head and torso were out of the water, but he was largely unresponsive and slid back into the water. They hoisted him back onto the board, kicked their way out of the rip tide and got back to shore, where they were met by a team of Manhattan Beach lifeguards.

On the shore, the lifeguards and the Manhattan Beach Fire Department set up a quarantine while paramedics stabilized the man with intravenous fluids, EKG exams and medication. After working on him for about an hour, the paramedics transported him to a local hospital for further evaluation.

Fassel never got the man's name, only that he survived.

"I think about it all the time," said Fassel, a father of two young daughters. "I think about, if I got there too late, or nobody saw him. When I get in the ocean now, sometimes if it's a strong current I kind of look around. Are there kids in the water? It just happened so fast."

Of course, he doesn't have much time these days for relaxing on the beach. He's in his fifth season overseeing special teams for the Rams, who have largely excelled in that aspect of the game.

Two years ago, the Rams upset the Seattle Seahawks with help from a successful fake punt and a tricky punt return that led every highlight package. On the return, the Rams fooled the Seahawks into thinking the ball was heading toward Austin, who had fallen down on one side of the field. Instead, though, it was sailing on the other side of the field toward Stedman Bailey, who fielded the punt over his shoulder and raced 90 yards for a touchdown. It was Fassel who was responsible for preparing the Rams units for those plays.

Rams punter Johnny Hekker has made two of the last three Pro Bowls and led the NFL last season in gross average at 47.9 yards, net average at 43.7 and punts downed inside the 20-yard line with 41. He's the first player to lead the NFL in all three categories since the league started tracking punts inside the 20 in 1976.

Austin finished fifth in punt-return average at 11.2 yards and Benny Cunningham was fifth in kick-return average at 27.5.

Fassel was special teams coordinator for the Oakland Raiders from 2008-11, working with perennial Pro Bowl kicker Sebastian Janikowski and punter Shane Lechler. From 2005-07, he was an assistant special teams coach with the Baltimore Ravens.

Early in his career, Fassel coached wide receivers at Bucknell, was a strength and conditioning coach for the Amsterdam Admirals of NFL Europe and was head coach at New Mexico Highlands.



"When I was growing up," recalled Fassel, whose father has a long history coaching in college and the pros but perhaps is best remembered as coach of the New York Giants from 1997-2003, "I was always hanging around the meeting rooms, the players' locker room, the practice field, on the sideline on game day.

"I just grew up in that environment. It's in my blood."

Fassel began his college playing career in Stockton, but transferred to Weber State when Pacific dropped its football program after the 1995 season. He started his college career as a reserve quarterback but found his way onto the field after the team's punter was sidelined because of a broken foot.

"We had no backup punter," Fassel said, "so Coach [Chuck] Shelton said, 'Anybody who thinks they can punt, we're going to have a punt-off.' I'd never punted in my life, and luckily I hit two bombs. He named me the starting punter for that Saturday, and I punted for the rest of the season."

The rail-thin Fassel, far more comfortable on the offensive side of the ball, still laughs about tackling a Louisiana-Lafayette player who had returned one of his punts.

"I had no idea what I was doing," he said. "It was awesome."

That kind of unbridled enthusiasm has made Fassel among the most beloved members of the Rams staff.

"Bones should be cloned," General Manager Les Snead said, "so he could coach and teach every kid from Little League to middle school to high school and on up. ... We'd be a better country because of it. He's that special."

The coach they call Bones is long and thin as an exclamation point. Somehow, that seems just about right.



LOS ANGELES RAMS FEATURE CLIPS

TITLE: Rams return home to Los Angeles and generations reconnect in Lot 2 celebration

BYLINE: By Ryan Kartje, Orange County Register

DATE: August 14, 2016

LOS ANGELES >> In the shadow of the Coliseum, a reunion, 22 years in the making, is underway on the blacktop of Lot 2.

Old friends pose for photos in matching blue and yellow jerseys, marveling at the path they took to get to this parking lot, toasting the occasion with cans of Bud Lite. So few here expected this reunion to ever happen, and yet here they are, dusting off their old yellow and blues, sharing stories of Dickerson and Deacon and Ferragamo with their sons and daughters, smiling wide at memories that, for two decades, dripped with gloomy nostalgia. The pain of the past has melted away. Under the canopies that makes up this first, triumphant tailgate, there is only pure, unbridled joy. Tupac's "California Love" rings out throughout Lot 2, and a spontaneous dance party erupts.

"We're home, baby!" one fan yells, "The Rams are home!"

Saturday the NFL officially returned to Los Angeles after a two-decades-long drought, and while some may have questioned the fervor for pro football in the nation's second-largest city, those doubts hardly seem to matter here. This is a celebration. An emotional release. A surreal welcome home.

For Mike Pugar, it's all of those things. The 58-year-old from Whittier hasn't been in the Coliseum since opening day of the 1979 NFL season. As a young boy, his father -- a Filipino immigrant who adopted the team when they moved to Los Angeles in 1946 -- brought him to the stadium often, regaling mythic tales of Bob Waterfield and Elroy "Crazy Legs" Hirsch. And so, on the occasion of that 1979 game, Pugar brought his father along to repay him.

Now, a few hours before the Rams' return, he looks down at a beat-up gold wedding ring on his left hand. "He gave this to me six years before he passed," Pugar says.

He pulls the ring off of his finger and looks up at the stadium in the distance. The Rams still remind him of his father. The team was their means for understanding each other. In his voice, you can sense that connection still. Pugar remembers, in vivid detail, the first moment he watched the Rams run out of the Coliseum tunnel, back in 1968, how his father nudged him and whispered in his ear. "Son," he said, "that's the greatest team in the NFL."

He looks back down at the ring, his father's words in his ear. "I wanted to bring something of his today," Pugar says.

Under a nearby tent, Max Stanley is wearing a far different homage to his father, Dave, who years ago instilled in him a love for the Rams, even while they played in St. Louis. Upon hearing about the Rams' return to L.A., Stanley even named his new puppy, Kroenke, after the Rams' owner. But Saturday, with his dad at his side, Stanley received the headwear he'd long been waiting for: a watermelon, with the name "Max-A-Melon" written on it.

Dave Stanley was a founding member of the Melonheads, a group of Rams diehards who began donning carved-out watermelons in 1985, as a sign of their fandom, and for years, he has wondered what it might be like to sit in the "Melon Patch" with his son.

"Now, I get a chance to be with him almost every week," Dave Stanley says. "I can't help but get sentimental about it."

"You've got a little melon seed in your eye there, dad," Max jokes.

The Melonheads were in the stands for that final, depressing end to the Rams' first stretch in Los Angeles, back on Christmas Eve, 1994. A few of them still won't utter former owner Georgia Frontiere's name. Most say they never expected the Rams to come back.

Steve Goldstein, however, suggests he's the exception. As they trudged through the parking lot that day, Goldstein insisted he buy a long-sleeved Los Angeles Rams t-shirt. He handed over \$10 and told his friends that he'd wear it when the Rams returned.

On Saturday, Goldstein, now 56, came to the Coliseum wearing that same shirt, 22 years later. It was riddled with holes and frayed along the collar.

"I have to retire it after today," Goldstein says. "It's been through enough."

Perhaps, after 22 years of waiting, everyone here in Lot 2 could say the same. But judging by the joy amid these yellow-and-blue masses, the wait has only made this moment sweeter.

"This is all I ever wanted," says Tom Bateman, director of "Bring Back The Rams". "They made it right. They finally made it right."



LOS ANGELES RAMS FEATURE CLIPS

TITLE: Rams return home to Los Angeles and generations reconnect in Lot 2 celebration

BYLINE: By Ryan Kartje, Orange County Register

DATE: August 14, 2016

LOS ANGELES >> In the shadow of the Coliseum, a reunion, 22 years in the making, is underway on the blacktop of Lot 2.

Old friends pose for photos in matching blue and yellow jerseys, marveling at the path they took to get to this parking lot, toasting the occasion with cans of Bud Lite. So few here expected this reunion to ever happen, and yet here they are, dusting off their old yellow and blues, sharing stories of Dickerson and Deacon and Ferragamo with their sons and daughters, smiling wide at memories that, for two decades, dripped with gloomy nostalgia. The pain of the past has melted away. Under the canopies that makes up this first, triumphant tailgate, there is only pure, unbridled joy. Tupac's "California Love" rings out throughout Lot 2, and a spontaneous dance party erupts.

"We're home, baby!" one fan yells, "The Rams are home!"

Saturday the NFL officially returned to Los Angeles after a two-decades-long drought, and while some may have questioned the fervor for pro football in the nation's second-largest city, those doubts hardly seem to matter here. This is a celebration. An emotional release. A surreal welcome home.

For Mike Pugar, it's all of those things. The 58-year-old from Whittier hasn't been in the Coliseum since opening day of the 1979 NFL season. As a young boy, his father -- a Filipino immigrant who adopted the team when they moved to Los Angeles in 1946 -- brought him to the stadium often, regaling mythic tales of Bob Waterfield and Elroy "Crazy Legs" Hirsch. And so, on the occasion of that 1979 game, Pugar brought his father along to repay him.

Now, a few hours before the Rams' return, he looks down at a beat-up gold wedding ring on his left hand. "He gave this to me six years before he passed," Pugar says.

He pulls the ring off of his finger and looks up at the stadium in the distance. The Rams still remind him of his father. The team was their means for understanding each other. In his voice, you can sense that connection still. Pugar remembers, in vivid detail, the first moment he watched the Rams run out of the Coliseum tunnel, back in 1968, how his father nudged him and whispered in his ear. "Son," he said, "that's the greatest team in the NFL."

He looks back down at the ring, his father's words in his ear. "I wanted to bring something of his today," Pugar says.

Under a nearby tent, Max Stanley is wearing a far different homage to his father, Dave, who years ago instilled in him a love for the Rams, even while they played in St. Louis. Upon hearing about the Rams' return to L.A., Stanley even named his new puppy, Kroenke, after the Rams' owner. But Saturday, with his dad at his side, Stanley received the headwear he'd long been waiting for: a watermelon, with the name "Max-A-Melon" written on it.

Dave Stanley was a founding member of the Melonheads, a group of Rams diehards who began donning carved-out watermelons in 1985, as a sign of their fandom, and for years, he has wondered what it might be like to sit in the "Melon Patch" with his son.

"Now, I get a chance to be with him almost every week," Dave Stanley says. "I can't help but get sentimental about it."

"You've got a little melon seed in your eye there, dad," Max jokes.

The Melonheads were in the stands for that final, depressing end to the Rams' first stretch in Los Angeles, back on Christmas Eve, 1994. A few of them still won't utter former owner Georgia Frontiere's name. Most say they never expected the Rams to come back.

Steve Goldstein, however, suggests he's the exception. As they trudged through the parking lot that day, Goldstein insisted he buy a long-sleeved Los Angeles Rams t-shirt. He handed over \$10 and told his friends that he'd wear it when the Rams returned.

On Saturday, Goldstein, now 56, came to the Coliseum wearing that same shirt, 22 years later. It was riddled with holes and frayed along the collar.

"I have to retire it after today," Goldstein says. "It's been through enough."

Perhaps, after 22 years of waiting, everyone here in Lot 2 could say the same. But judging by the joy amid these yellow-and-blue masses, the wait has only made this moment sweeter.

"This is all I ever wanted," says Tom Bateman, director of "Bring Back The Rams". "They made it right. They finally made it right."



What the future holds for the Rams in Los Angeles remains to be seen. Will the rest of the city welcome the Rams with open arms? Will they ever retain the status they once held in the Southland? For the moment, in Lot 2, none of this matters. There is too much to celebrate -- fathers and sons, old wedding rings and frayed T-shirts, and a new era ahead.

In a few hours, as this reunion trickles inside the Coliseum's creaky walls, past racks of "Welcome Home!" memorabilia and commemorative preseason T-shirts, the moment finally sinks in. A voice bellows over the stadium PA: "IT'S TIME TO WELCOME HOME YOUR LOS ANGELES RAMS", and grown men wipe their eyes, thankful for the second chance they never dreamed they'd receive.



LOS ANGELES RAMS FEATURE CLIPS

TITLE: Rams Pro Bowl punter Johnny Hekker feels the NFL has a bright future in Los Angeles

BYLINE: By Jim Gehman, NFL Player Engagement

DATE: August 19, 2016

You can't spell Johnny Hekker without L.A. Well, actually you can. It just seems like Los Angeles already has the Rams two-time Pro Bowl punter's name all over it.

"I was very excited (about the team moving to California this year)," said Hekker, who is in his fifth season with the Rams after signing as an undrafted free agent out of Oregon State in 2012. "Of course there was a part of me that knew I was going to be missing a lot of special people and fans that were there in St. Louis. But I think the future of football here in L.A. is really, really bright, and to be able to go back to the west coast, close to my family (in Bothell, Washington), is also something that I'm really excited about.

"The football and everything on the field's good. It's just a little bit sunnier out here and you've got to wear a little bit more sunblock."

Before heading to the team's training camp at the University of California, Irvine, Hekker and his wife, Makayla, as did his teammates, the team's front office employees, trainers and equipment managers, had to make the move from Missouri and find a home.

"I spoke with my agent (Paul Sheehy) and he gave me a trusted realtor, someone that he knew and was highly recommended," Hekker said. "He and my wife and I sat down and chatted about features that we wanted in a home and areas that we liked. It was definitely a process. The market out here moves really fast, but we ended up finding a spot that we love."

With Los Angeles' reputation of having freeways that could easily be mistaken for narrow parking lots, it's safe to say the spot Hekker and his wife fell in love with is convenient.

"Oh, my gosh, yeah, the traffic out here is no joke," Hekker said. "That is definitely something we took into account when finding a home. Somewhere we could be really close to our facilities so that I'm not getting caught in traffic and taking hours and hours to get home [even though it's] just a couple miles. Because that's how things can happen out here."

Things are going well for Hekker and it's understandable why he's already become a fan favorite. He has even gone on Twitter to thank them for coming to watch the Rams practice at training camp.

"Well, when you've got 10,000 of them at your first practice, that's something that's really, really special," Hekker said. "I just wanted to make sure that we honored them and let everyone know in Rams Nation out here in Los Angeles, know that we felt their presence and we're really excited to have them out.

"My situation is pretty dang good, being a punter. It's good all around. I really enjoy it. I love seeing the fans and getting to interact with them. Take photos, sign autographs, all that stuff, it's just the cream on top."

Another reason why Hekker has caught the attention of the fans is that he comes across as genuinely a good guy. A case in point is that he shelved his No. 6 jersey during camp and is wearing No. 3 as a tribute to fallen friends.

Former Michigan State punter Mike Sadler and Sam Foltz, a punter who would be a senior at Nebraska, were killed in a car accident while returning from a kicking camp in Wisconsin on July 23rd.

"I was pretty good friends with Mike Sadler," Hekker said. "I've been training with him since he was a freshman in college, kind of helping him get ready for NFL when he was coming out. Mike's just a really, really good guy that was a kind, very smart, generous, just nothing but a class, Type A person that you wanted to be around.

"I'm honoring him because it's the kind of deal where he's not around anymore and I'd just like to shine a little light on his legacy that he's leaving. He was out of college and was actually going to Stanford for law school."

Thinking of and giving back to others isn't new to Hekker. He's been the Rams nominee for the NFLPA's Byron "Whizzer" White Award, which is given out to the player that is just as dedicated off the field as he is on it. He's also been the team's nominee for the NFL's Walter Payton Man of the Year Award.

"I feel like I'm blessed," Hekker said. "I'm not blessed to be selfish or self-promote, I think God had a plan for me to use my blessings to bless others and try to just be a light and encourage people to work hard and chase their dreams and they might luck out and things will fall into place like they did for me.

"It's the kind of thing where I try to use my platform to be uplifting and just try and shed some light into people's lives when a lot of dark times are going on for people. Little things can make a big difference."



LOS ANGELES RAMS FEATURE CLIPS

TITLE: For LA Rams fans, the Coliseum — even at 93 — is still ‘the greatest’

BYLINE: By Dana Bartholomew, Los Angeles Daily News

DATE: August 21, 2016

Los Angeles Rams season ticket holder Jamaal Artis crawled down the 110 Freeway, inched for what seemed like an eternity on side streets toward Exposition Park, then drew a breath upon seeing the Los Angeles Memorial Coliseum — billed as “the greatest stadium in the world.”

As a teen, Artis had come to the Coliseum with his father, Andrew, for deafening USC Trojan games. Now he clutched the hand of his 5-year-old son, Evan, and squeezed into its narrow tunnel jammed with fans. And emerged into the great bowl of cheering returning Ramdom.

“It felt like home,” said Artis, 36, a registered nurse who lives in Echo Park, of last Saturday’s preseason game, which drew a record-breaking 89,140 fans. “It brought back a flood of memories.

“The pristine green gridiron. The old seats. The Coliseum like a grand old lady who had just bought a new dress ... the quintessential L.A. experience.”

Artis and his son were gearing up last week to join another 90,000 fans expected to pile into the historic stadium Saturday during the second Los Angeles Rams preseason game of the new season — with a kickoff against Kansas City some 70 years since they first came to town.

Fans will flow in from freeways throughout Greater Los Angeles, only to get stuck in street traffic for 30 minutes outside the Coliseum inside Exposition Park.

They will get gouged for off-site parking at up to \$100 a pop, not unlike at any heavily attended Trojan game, or double what’s charged at the historic stadium.

They will file cheek by jowl into the three-year home of the relocated Rams. To fill as many as 93,607 seats unchanged for more than half a century. Inside a classic concrete bowl that has withstood earth-shaking temblors for 93 years.

And they will watch football the way it is meant to be watched, say some observers. Not in private suites and the glassed-in comfort of luxury skyboxes.

But in the open air in view of the Los Angeles skyline.

“At the moment, it’s the perfect spot,” said Dan Stimmler, a University of Southern California vice president and chief operating officer of the publicly owned Coliseum, for which it holds a 98-year lease. “This is where they started. This is where they were for years.

“The nostalgic feel you get to enjoy the old seats for three more years, it’s great.”

The Los Angeles Rams, the city’s oldest sports franchise, played in the Coliseum from 1946 to 1979, where they were the juggernaut of the NFC West, powered by the likes of Roman Gabriel, Merlin Olsen, Deacon Jones and Rosey Grier. They then left to play in Anaheim and St. Louis.

In 2019, the L.A. Rams will once again abandon the Coliseum for a \$2.6 billion stadium complex in Inglewood, the most expensive, technologically advanced in the world, with 80,000 seats.

Until then, L.A. football will be retro chic until USC in 2018 launches into a \$270 million renovation.

Some say that, for a sprawling region devoid of much public space, congregating in the Coliseum to root for the Rams for nine games a season when the USC Trojans are off the field for the next few years will be a boon for community spirit.

“It’s a spectacular story,” said Ronald A. Davison, a professor of geography at Cal State Northridge who specializes in Los Angeles and public space. “L.A. is a place that lacks community spirit. There aren’t enough centripetal forces drumming Angelenos together.

“But if this historic stadium can link the generations and be a moment to root for the team, it’s healthy for the city, for building the community,” he said. “It’s community boosterism at its best.”

If so, it the Los Angeles Memorial Coliseum is a community builder originally born of sin.

Scroll back to the turn of the last century, when the dusty pueblo of Los Angeles was poised for a population boom. Orchards blanketed the Southland, punctuated by oil derricks. By 1913, the city had secured a deep water port. It had hosted the world’s first international air show.

Los Angeles now had water via its L.A. Aqueduct but lacked international acclaim.



On 160 acres southwest of the city stood a Agriculture Park mutually owned by the city, county and state. It served as host for bawdy saloons, legal bordellos, horse and early auto racing, gambling and a sport known as coursing, where packs of dogs tore apart hunted hares.

It was there, among the corridors of vice and corrupted politicians, where a Sunday school teacher led reformers to create Exposition Park, home for an art-history museum to rival San Francisco's, as well as a state armory, expo hall and rose garden.

And it was there, hoping to draw an international Olympics, where Los Angeles in 1923 opened its Los Angeles Memorial Coliseum, a year behind Pasadena's Rose Bowl.

Designed by father-and-son architects John and Donald Parkinson, who created L.A.'s finest landmarks such as Bullock's Wilshire, Union Station and contributed to its iconic City Hall, the \$1 million bowl honored the city's doughboys who'd served in World War I.

"It was built with the Olympics in mind," said Ken Bernstein, director of the Los Angeles Office of Historic Resources, a Woodland Hills native who in the 1970s went to Rams games with his father, Donald, to see NFL veterans Pat Haden and Joe Namath.

"It very much gave Los Angeles a true, world-class stadium — and put Los Angeles on the global map."

In the past century, the Coliseum has hosted two Summer Olympics, in 1932 and 1984, and is poised to host a third in 2024, the Olympic rings still floating atop its peristyle.

The low-slung bowl has been home to the Rams, the Los Angeles Raiders, the first-year AFL Chargers, and the Los Angeles Dodgers, having hosted two Super Bowls, one World Series, a papal Mass by Pope John Paul II and three U.S. presidents, including a 1960 Democratic National Convention acceptance speech by John F. Kennedy.

Nelson Mandela once captivated thousands, as did Billy Graham, who once preached to a record crowd of 134,254.

For Artis, the Coliseum isn't just about the chance to watch Rams quarterback Jared Goff, fellow Cal alum, get a chance to light up the NFL, he noted in a recent blog. It's about better bonds between father and son.

And welcoming the Rams back, however briefly, to their historic home at L.A.'s Coliseum.

"To those of us who grew up here, we are thrilled to have them back," said Artis, who works at Good Samaritan Hospital. "I have a portable grill, so I plan on bringing brats and beer.

"I think the fans in Los Angeles will get behind the Rams regardless of how this season turns out."



LOS ANGELES RAMS FEATURE CLIPS

TITLE: Cracking the code: Kevin Demoff helps Rams find their way back to L.A.

BYLINE: By Sam Farmer, Los Angeles Times

DATE: September 4, 2016

I Kevin Demoff wanted to do was get on with the basketball game. But everyone else on the court was frozen in place, transfixed by the familiar, hulking man in the stands. It was Miami Dolphins quarterback Dan Marino, who had slipped into the gymnasium of the small school in Brentwood to watch Kevin, the fourth-grade son of his agent, try his hand at point guard.

"The other nine kids on the court were just staring at Dan," Demoff recalled. "And I'm like, 'Hey, we've got a game to win here.' I didn't even think about it."

As the football world would learn decades later, Demoff is unruffled by the big stage. The Rams' top executive, whose childhood was steeped in pro football, was an integral figure in untangling the most confounding knot in professional sports. Demoff, 39, was key in bringing the NFL back to Los Angeles for the first time in 22 years.

It was Rams owner Stan Kroenke who had the resources and vision for a transformational stadium project at Hollywood Park, but Demoff was the point guard when it came to selling that Inglewood concept to the rest of the league.

"I'm fortunate to have the tutelage of Stan, who has really pioneered how you combine resources and sports in a way that has never been done before," said Demoff, the Rams' executive vice president of football operations and chief operating officer. "I'm grateful for his mentorship. He pushes our team for greatness and challenges us to envision the impossible."

In January, what once was impossible became a reality. By a 30-2 vote, NFL owners chose the Inglewood project over a competing plan in Carson jointly backed by the San Diego Chargers and Oakland Raiders.

"In my 45 years in the movie business, I've heard some very exciting pitches for movies," said Steve Tisch, co-owner of the New York Giants and an Oscar-winning film producer. "Kevin's pitch for the Rams' new stadium at Hollywood Park was just as powerful. He was passionate, informative, prepared and dynamic. ... It was like watching a great trailer for a movie."

The rail-thin Demoff, who seemed to grow grayer by the day, was under intense pressure in recent years as he fought the stadium battles in St. Louis and navigated a new path in Los Angeles, where so many others had tried and failed to get football venues built.

Many Rams fans in St. Louis revile Demoff, accusing him of being an architect of a deception. They argue Kroenke was determined to relocate the team to Los Angeles, and only paid lip service, by way of Demoff, to staying in St. Louis.

Demoff said suspicions surfaced even before arbitrators ruled in favor of the Rams in early 2013, paving the way for the team to get out of its lease two years later.

"When you work at a team, your job is to build an emotional connection with the fan base," Demoff said. "The [St. Louis] stadium situation always gave reason for fans to not completely commit to you. Because in the back, deep part of their minds, there were stadium issues that were unresolved. And even worse, it was a city that had lost a team before."

In the summer of 2014, when Kroenke took control of the 300 acres at Hollywood Park, the prospect of a move back to Southern California became more real.

"Now you had a site that the NFL had long coveted, an owner with the expertise and resources to do it the way the NFL had always wanted to do it, and a team that had the right to relocate," Demoff said.

"Even then, the best project and opportunity in Los Angeles never guaranteed success. No one had figured out this Rubik's Cube for so long."

Problem-solving is in Demoff's DNA. His father, a former public defender, soared to the top of the sports-representation business by finding creative ways to structure contracts when other agents might fall back on boilerplate solutions.

"He's creative, he's patient, he's fair," Kevin said of his father. "Ultimately, he just listens, reasons, comes up with solutions. He was always trying to look for a win-win."

Marvin and Patti Demoff still live in the same Benedict Canyon home where they raised their two children, Kevin and Al-lison. Before the age of cellphones, the family had four land lines and a fax line, as Marvin liked to be home for dinner and would work there into the night.

Sometimes, Kevin would quietly pick up a phone and eavesdrop on his dad's negotiations. Other times, he'd sit near his dad and try to imagine what was being said on the other end of the line.



"You're a kid; you're always thinking about how you can get one over on your parents," he said. "That's your job in life. So I spent a lot of time thinking about how I could negotiate against my father. What would I say? That's what I basically spent a lot of my childhood doing."

Marvin, 73, had an all-world stable of clients that included Marino, John Elway, Shannon Sharpe, Junior Seau, Jonathan Ogden and Tim Brown, and Rams such as Jack Youngblood and Jim Everett.

Years ago, the NFL draft started on a Thursday at 5 a.m. on the West Coast and lasted into the night. That was like a holiday in the Demoff household.

"What I loved about the draft was I got to skip that morning of school," Kevin said. "I had to go to school when the first round was over. So I would always hope for the really long first round with lots of trades. We used to bring in bagels and donuts at 4:30 in the morning, sit in the den in our pajamas and watch."

Kevin was 6 in 1983, when his dad represented both No. 1 pick Elway and No. 27 Marino. That was the best draft ever for quarterbacks. But what Kevin remembers is another of his father's clients, running back Curt Warner, watching on TV from their house. After being selected third overall by the Seahawks, he and Kevin spent the rest of the morning shooting baskets.

Although Kevin religiously followed lots of sports, he was partial to football. At 10, he'd spend hours reading football magazines and devising mock drafts. He and his dad were in an early fantasy football league, too, with teams printed on big spreadsheets and scored by hand. They played against lawyers at his dad's firm, and ran circles around them. One season, he was a ball boy for the Chargers, a club he would later go head-to-head against in the acrimonious stadium derby.

"I became fascinated with the elements of managing a team and how it worked," he said.

When he went to college at Dartmouth, however, he did not envision working for a team or being an agent. He wanted to be a sportswriter. He was sports editor at the school's paper, and called games on the college radio station.

Upon graduating, he went to work for a start-up Internet company that eventually got into the business of designing websites for teams. One of his pitches was to the Oakland Raiders, where he met team executive Bruce Allen.

Around that time, Casey Wasserman was starting the Arena Football League's Los Angeles Avengers, and needed someone to run the personnel side. He called Allen for staffing advice, and Allen suggested he reach out to Demoff, who was 23 at the time. Wasserman, then 24, wound up hiring him.

"What Kevin and I realized is that, if you go and work for an NFL team, you don't really have a massive impact as a young kid," Wasserman said. "You only learn what they want you to learn. In the Arena League, we were all in, all responsible for all of it. That was our PhD in sports."

Demoff said that was his opportunity to learn the team side of the business "and make a ton of mistakes without anybody ever seeing them."

After four years, he was ready to take the next step.

"Ultimately, I decided I didn't want my life decided on whether a ball bounced off a net or a post, or went into the stands, and that it was time to grow a skill set," he said.

Demoff decided to return to business school at Dartmouth, but not before Allen offered him a front-office job with the Tampa Bay Buccaneers, where he had rejoined former Raiders coach Jon Gruden.

Demoff considered going to the NFL, but eventually opted for graduate school. "Why don't you do both?" Allen said, and brought him on as an unpaid intern. He would send projects to Demoff at Dartmouth, then bring him down for the Senior Bowl, scouting combine and training camp.

"Kevin grew up the same way as I did," said Allen, son of Hall of Fame coach George Allen. "It was from a slightly different perspective, but he had the same understanding of the game, the league, the players and the coaches, because of not only Marvin's presence in the league but his domination of the league."

The day after Demoff graduated, he was with the Buccaneers as a full-time employee, and he and his wife, Jenn, set up shop in Tampa. While living there, they would have their daughter, Claire.

A few years later, they would move to St. Louis, where Kevin took a job with the Rams, and Jenn had their son, Owen. Demoff was in his early 30s and running an NFL franchise.

"I'm not naive," he said. "I got a lot of opportunities in my life and football because of my last name, and I'm grateful for that. I didn't deserve the Avengers job when I got it. I didn't deserve the Rams job when I got it. Both were taking leaps of faith on me based on my father and what he'd done, and somewhat based on my career. You hope from there you can go earn it."



In January, at a Houston hotel, Demoff delivered his final presentation of Kroenke's vision to the rest of the NFL owners. After a series of votes, Inglewood beat Carson in a landslide, and the Rams were given the green light to return to Los Angeles. Since, the Rams moved, traded up for the No. 1 pick and helped secure a Super Bowl for Inglewood at the end of the 2020 season.

"It's surreal," said Patti Demoff, a college counselor. "They're here, but it almost feels like an out-of-body experience. I have to keep reminding myself the Rams aren't just here visiting."

Both of his parents point to the fact that Demoff was a history major at Dartmouth, with an emphasis in art history. They said his creative side allows him to look at problems from many different angles, and to see solutions others might miss.

"What it allowed him to do is really get Stan's vision and be able to explain it to others," Marvin said. "When he showed you a picture of what Inglewood is going to look like, he could see the art form, the vision, and be passionate about that vision the way people would be passionate about a piece of art."

Of course, with the Demoffs, it all comes down to the art of the deal. Father and son will be on the opposite sides of the table in the coming days as they hammer out details of an expected contract extension for Rams Coach Jeff Fisher, represented by Marvin.

"It's like playing chess or checkers against yourself," Kevin said. "Our styles are so similar, you focus on the same things. So you always wind up in a draw or stalemate. I can always tell when we've reached the logical conclusion of a negotiation, because I'll say, 'Do you have any other solutions?' and he says, 'No . . . but I raised you better than this.'"

Marvin has a picture on his desk from Patti's 40th birthday party in 1987. It's of the family, grouped together at the Hollywood Park finish line. A great memory. Kevin has already planned an updated shot to go with it: the family, much larger now, standing at midfield of the new stadium when it opens in 2019 — a different kind of finish line.



LOS ANGELES RAMS FEATURE CLIPS

TITLE: The Rams arrive at new headquarters at Cal Lutheran

BYLINE: By Joe Curley, Ventura County Star

DATE: September 4, 2016

The fields were lined. The blocking sleds were padded. The portable goal posts were being assembled.

The Los Angeles Rams are moving into Thousand Oaks.

Hopefully Jeff Fisher will find his clock by Monday, when the National Football League team will hold its first practice at its new football headquarters on Cal Lutheran University's North Campus.

"Things are still coming in," Fisher said. "I'm looking for my clock. There are a few things I haven't found yet, but they're still coming in and we'll be up and rolling."

In the process of their third move since the NFL approved its move from St. Louis in January, Rams players assembled on an off day for their first glimpse of their new home.

"They all said, 'Boy, this is a lot better than I thought it was.' " Fisher said. "They're excited about it.

"In a lot of ways, there's more space than what we had in St. Louis. There's a newness to it. Guys are excited about the fields. It flows well."

Fisher expressed gratitude to Cal Lutheran and the team's moving company, Graebel Van Lines.

"People worked really hard and we appreciate Cal Lu," Fisher said.



LOS ANGELES RAMS FEATURE CLIPS

TITLE: Kroenke's L.A. vision finally has Hollywood ending

BYLINE: By Vincent Bonsignore, Los Angeles Daily News

DATE: August 14, 2016

No one knows better than Los Angeles the complexity of getting all the essential components in place to create magic.

Like, say, the 21-year Rubik's Cube we fiddled with trying to bring the NFL back to the second-biggest market after sitting vacant since 1994.

A riddle finally solved by a billionaire from Missouri, and 300 acres of open land in Inglewood he swooped in and purchased two years ago.

But more on Stan Kroenke in a bit.

In a city where thousands of movie scripts sit stacked on top of one another either unworthy or unable to reach theaters, who knows better than L.A. how difficult it is to harness all the critical dynamics at the exact right time to turn written word into big-screen consumption?

To get a major motion picture made, you need a good script, financing and a big-name star all joining hands at the same time. Nothing less gets it done. And if you have one or two without the others, it's just a pipe dream.

But when all three come together at the same time, you have a chance to make some history.

Which brings us back to L.A.'s two-decade long quest to get the NFL back.

Time after time in the years after the Rams and Raiders left L.A., stadium deals would spring to life or grand schemes would be hatched or a team here or there would kick the tires on relocating to Los Angeles.

Nothing ever came to fruition because, like getting a movie made, bringing the NFL back required three essential components all coming together at the exact same time:

Land.

Financing.

A commitment from a team.

Just ask Farmers Field, or the stadium project in the City of Industry, how elusive that undertaking can be.

Both projects had financing and land. Neither had the team. So, no dice.

Enter St. Louis Rams owner and multi-billionaire Enos Stanley "Stan" Kroenke, who had the financial, might, a ticket out of St. Louis, the gumption to see around corners and the necessary land to finally solve L.A.'s NFL riddle.

Oh, and a bold plan to build an 8.5 million-square-foot state-of-the-art stadium to anchor a 300-acre entertainment, retail and office development on the former site of the Hollywood Park race track.

Kroenke, who is married to Walmart heiress Ann Walton Kroenke, dazzled fellow owners with his Disneyland-meets-the-NFL entertainment hub in Inglewood and his financial wherewithal to convince them to grant him his wish to move the Rams back to Los Angeles from St. Louis.

It was that vision – along with his deep pockets – that convinced them the time wasn't just right to get back to L.A., but that he was the man to make it happen.

"A great idea without the right owner was never going to get it," said Dallas Cowboys owner Jerry Jones. "And of course, here comes Stan Kroenke walking through that door with a great relationship with Inglewood and a great plan. And when he presented that to the NFL, I'll tell you, it immediately felt like something had been sent to us from above, as far as the NFL was concerned."

And why not?

Kroenke is worth an estimated \$8 billion – combined with his wife they are worth more than \$15 billion – and oversees a sports empire that includes English soccer club Arsenal, the NBA's Denver Nuggets, the NHL's Colorado Avalanche and MLS' Colorado Rapids.

His real estate empire stretches across 30 million square feet and includes shopping malls throughout the United States and ranches in Montana, Wyoming, Texas and Canada.

His most recent major purchase came in Texas when he bought the 800-square mile Waggoner Ranch for \$725 million.



That's the kind of clout the NFL wanted back in Los Angeles.

Jones was a long-time proponent of the NFL returning to L.A., but understood if the league was going to go back it had to do it right.

"My concern has always been, relative to the NFL and Los Angeles, is that we had the right man, the right owner," Jones said. "One of the biggest concerns that, on a personal level, as much as I've been involved in the NFL, my background in the NFL and as much as we all knew that Los Angeles needed to have an NFL team, the biggest concern was we had to have the right man leading the way. The right owner."

An athletic Missouri native described by friends and associates as deeply competitive, Kroenke made a convincing case during a process that began in 2013, when he purchased a 60-acre parcel of land across the street from the Forum on the land of the old Hollywood Park site. A year later, Kroenke took control of all 298 acres, with the intent to build a stadium.

Kroenke fell in love with the possibilities upon stepping foot on the available land two years before.

"This was pretty amazing to a guy like me, to see something sitting here like this – 300 acres. That's bigger than Century City," Kroenke said. "You can do things here, as a developer like me – you can do scale, you can do things that are exciting, and you can combine it with sports."

"To me, there was no doubt this was the perfect site."

Kroenke relentlessly pursued his quest over the next 12 months, building a case for relocation even while St. Louis scrambled to provide \$400 million in public assistance for a new riverfront stadium.

In the process, he beat out a competing bid by the the Oakland Raiders and San Diego Chargers, who had teamed on a proposal to build a stadium in Carson.

All of which culminated in a 30-2 vote last January in Houston by fellow owners to green-light the Rams back to Los Angeles.

"It's a difficult market, a difficult place to permit a stadium that we as a league can all be proud of," Kroenke said of Los Angeles. "I think we got a little bit lucky."

Jones played a vital role, having worked the room long and hard enough over the previous 12 months to garner the necessary support for Kroenke and the Rams.

In particular, it was his belief in Kroenke that compelled him to throw his support behind the Inglewood project.

"I'll never forget," Jones said, remembering that night in Houston four months ago. "Stan was thanking everyone for their vote of confidence when we voted for him to move the Rams to Los Angeles – go home to Los Angeles if you will. And I reached over to tap my son, who was sitting next to me, and I said, 'This is a big day, now. This is a watershed event. And this really means a lot.'"

As Kroenke made his way around the room Jerry Jones and his son Stephen observed him. The father turned to his son and asked: "I hoped you learned something today."

Stephen Jones, according to his father, glanced at Kroenke and replied: "I sure did. If you're going to win a race, make sure you ride Secretariat. That's what I learned."

It's almost ironic that man turned out to be Kroenke, considering the original role he played in pulling the Rams out of Southern California to his home state Missouri.

It was Kroenke who acquired 40 percent of the Rams from Georgia Frontiere for \$80 million in the 1990s on the condition the team move to St. Louis.

The agreement also gave Kroenke the right of first refusal to buy the remaining 60 percent of the team, which he exercised in 2010 by paying Frontiere's heirs \$450 million.

At the time St. Louis celebrated, assuming the Missouri native would keep the Rams put. But when St. Louis opted against an arbitrator's ruling to pay \$700 million to update the Edward Jones Dome – the home of the Rams – it triggered a clause in the original lease the Rams signed upon moving there in 1994 in which they converted the final 10 years of the lease to year-to-year agreements with the ability to look elsewhere for a new home.

In Missouri, many residents assumed that meant looking for a better deal in the St. Louis area.

But Kroenke had bigger ideas, and soon turned his attention to Los Angeles.

After a year-long roller-coaster ride to get here, he knows he made the right decision.

"It's been an enjoyable experience ever since," Kroenke said.

